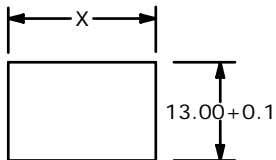


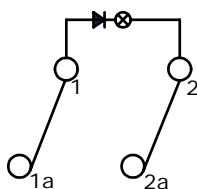
NEON BULB

PARAMETERS	SYMBOL	MAX.	UNITS
LAMP VOLTAGE(AC)	V	125	V
STARTUP VOLTAGE	V <sub>s</sub>	95	V
CURRENT	I	0.8	mA
SERIES RESISTANCE (125V)	R	120	OMHS


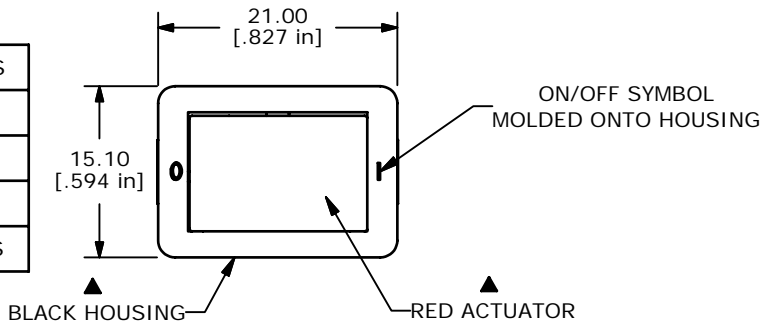


RECOMMENDED PANEL MOUNTING

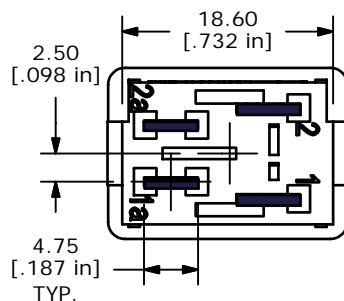
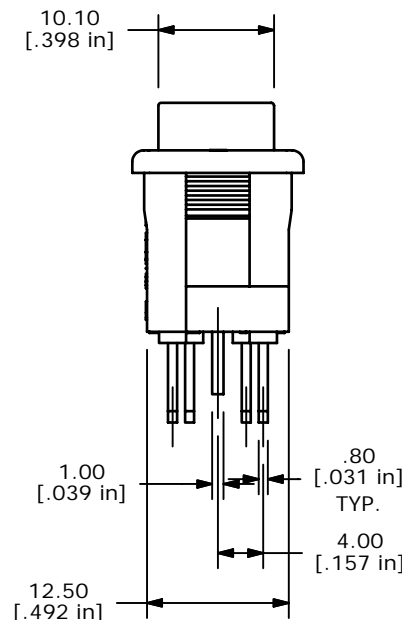
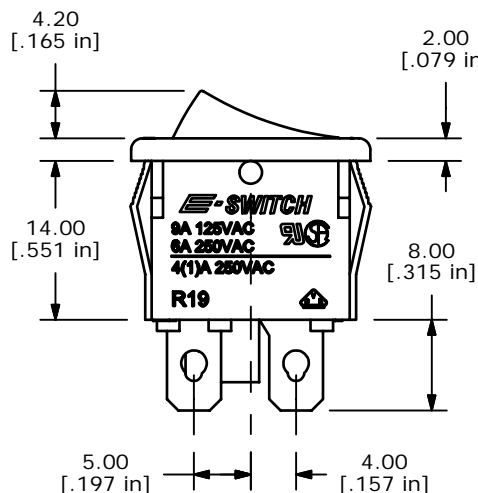
PANEL THICKNESS	X
0.75-1.25	19.2
1.25-2.00	19.4
2.00-3.00	19.8



CIRCUIT: DPST



ISOMTRIC



NOTES:

- ALL DIMENSIONS IN MM [INCH]
- GENERAL TOLERANCE: X.X±0.4  
X.XX±0.25

▲3. RATING:

- 6A @250VAC; 9A @125VAC (UL, CSA, VDE)
- 4(1)A @250VAC
- LAMP VOLTAGE: 125VAC (NEON BULB)
- MATERIAL:  
CONTACT SURFACE: COIN SILVER, SILVER PLATE  
TERMINAL: COPPER ALLOY W/SILVER PLATE.
- CONTACT RESISTANCE: 20mILLIOHMS TYP. INITIAL
- INSULATION RESISTANCE: 1000MEGAOHMS
- DIELECTRIC STRENGTH:  
>1500V RMS min. @SEA LEVEL
- MECHANICAL LIFE: 50,000 CYCLES.
- ELECTRICAL LIFE: 10,000 CYCLES
- ▲ DENOTES CRITICAL PARAMETER.
- 2002/95/EC (ROHS) COMPLIANT



REV	PCR NO	DESCRIPTION	DATE	BY
D	15834	REMOVE SEMKO, NEMKO, FI RATINGS	3/1/06	PH
C	14778	REVISED AND REDRAWN, UPDATE TITLE	3/21/05	AR

TITLE R1973BBLKRILEF1				
SCALE	DATE	DR	DWG	REV
1.5:1	10/2/2001	CJB	M400030	D

THE INFORMATION CONTAINED IN THIS DOCUMENT IS PROPRIETARY TO E-SWITCH AND IS NOT TO BE COPIED OR TRANSFERRED