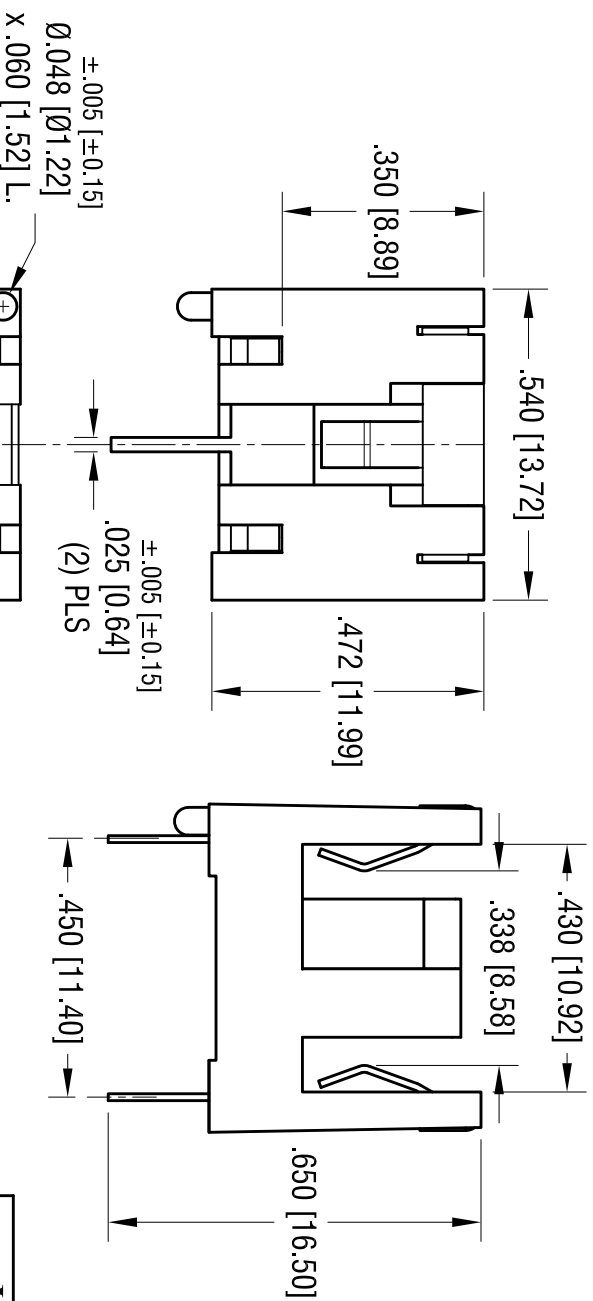
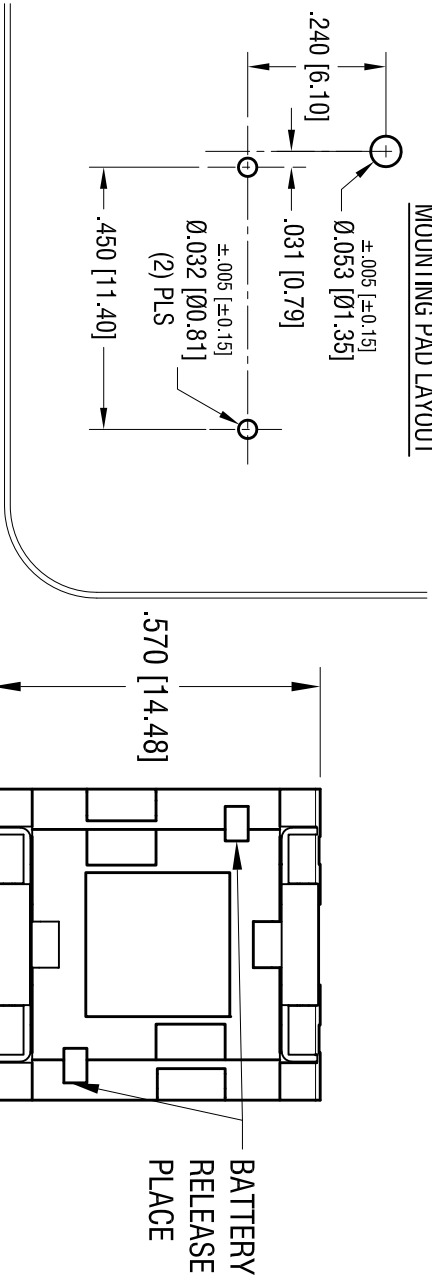
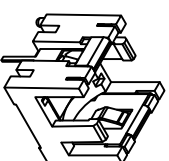
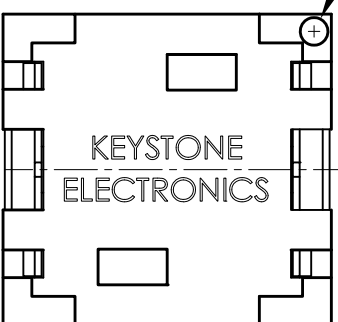


MOUNTING PAD LAYOUT



- NOTE:**
1. CONTACT: MAT'L- .012 [0.30]THK PHOSPHOR BRONZE
FINISH- TIN PLATE
 2. HOUSING: MAT'L- HEAT RESISTANCE NYLON (UL94V-0)



ACTUAL SIZE

THIS DOCUMENT IS THE PROPERTY OF KEYSTONE ELECTRONICS CORP. AND SHALL NOT BE REPRODUCED, DISTRIBUTED OR USED AS A BASIS FOR MANUFACTURE WITHOUT PRIOR WRITTEN PERMISSION FROM KEYSTONE ELECTRONICS CORP.

DATE	DESCRIPTION	REV.
4.26.10	CHANGE AS PER ECN 10-031	A

KEYSTONE ELECTRONICS CORP.

www.keystec.com • NEW HYDE PARK, NY 11040 • Tel (516) 328-7500

PART NAME

1/3 N HORIZONTAL PC HOLDER

MATERIAL

AS NOTED

FINISH

AS NOTED

TOLERANCES	INCH	[MM]	CODE	DRN BY	DATE
DECIMAL	± .010	[± 0.25]	C	NT	3.24.09
ANGULAR	± 1°			LN	SCALE 3X

497