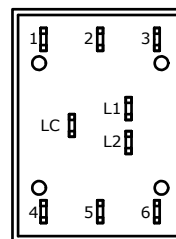
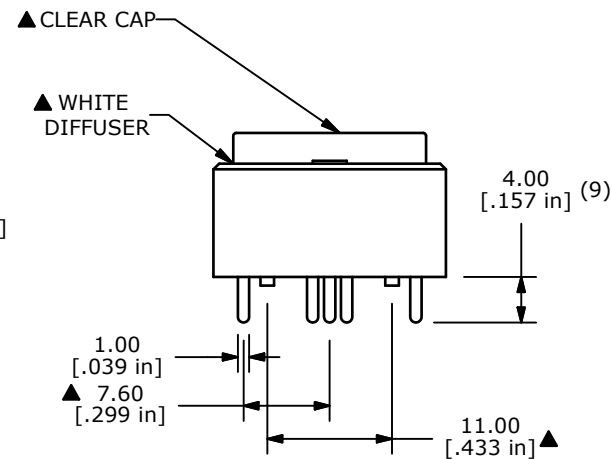
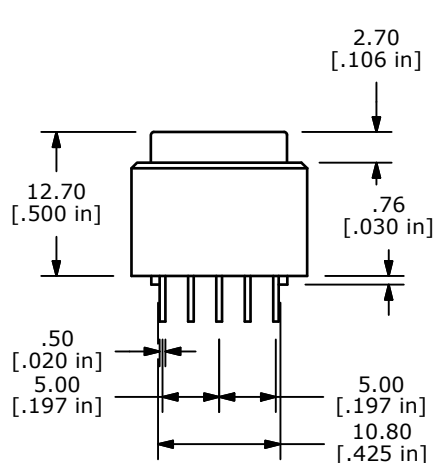


- NOTES:
1. ALL DIMENSIONS IN MM
  2. GENERAL TOLERANCE: X.X=±0.4  
X.XX=±0.25
  3. TERM. NOS. FOR REFERENCE ONLY.
  - ▲ 4. CONTACT RATING: 0.5A @ 100 VAC OR 25 VDC  
0.2A @ 250 VAC
  5. CONTACT MATERIAL: SILVER
  6. ELECTRICAL LIFE: 200,000 Typical
  7. MECHANICAL LIFE:  
1,000,000 CYCLES TYP.
  8. OPERATING TEMP: -20°C TO +70°C
  9. OPERATING FORCE: 300 ± 150 gf
  10. CONTACT RESISTANCE:  
50 MILLI-OHM INITIAL TYP. MAX.
  11. INSULATION RESISTANCE:  
500VDC, 100 MΩ MIN.
  12. DIELECTRIC STRENGTH:  
1000 VAC FOR 1 MINUTE
  13. TRAVEL TO MAKE: 2.20mm ± 0.2
  14. 2002/95/EC (ROHS) COMPLIANT
  15. ▲ DENOTES CRITICAL PARAMETER
  - ▲ 16. LED COLOR: RED: 3 CHIPS; 1.7VDC, @20mA TYP.  
GRN: 3 CHIPS; 2.1VDC, @20mA TYP.



B	19748	UPDATE DRAWINGS	03/09/11	BMA
A	18304	RELEASE FOR PRODUCTION	11/18/08	BLR
REV	PCR NO	DESCRIPTION	DATE	BY

THE INFORMATION CONTAINED IN THIS DOCUMENT IS PROPRIETARY TO E-SWITCH AND IS NOT TO BE COPIED OR TRANSFERRED

TITLE ULP22OAP1QRFCL1REDGRN				
SCALE	DATE	DR	DWG	REV
1.5 : 1	11/19/2008	BLR	B800051	B