

Tous droits strictement reserves. Reproduction ou communication a des tiers interdite sous quelque forme que ce soit sans autorisation ecrite du proprietaire. Propriete de c FCI. Droits de reproduction FCI.



All rights strictly reserved. Reproduction or issue to third parties in any form whatever is not permitted without written authority from the proprietor. Property of FCI. Copyright FCI.

CATALOG NUMBER DESCRIPTION

HM1 F 4 1 T A P C61H 6

PRODUCT FAMILY
HM1 = METRAL HM1

PRODUCT TYPE
F = FEMALE SIGNAL, RIGHT ANGLE

NUMBER OF ROWS
4 = 4 ROW

BODY LENGTH
1 = 12.00 [24 POSITIONS SIGNAL]

MATING CONTACT
T = FEMALE CONTACT

PCB TERMINATION TYPE
A = SOLDER TAIL, FOR 1.6mm PCB

LF = LEAD FREE Sn PLATING ON TAILS
- = SnPb PLATING ON TAILS

P = PACKAGED IN TRAYS
- = PACKAGED IN TUBES

PERFORMANCE LEVEL
6 = 125 OPERATIONS + 10 DAYS MIXED
GAS + 125 OPERATIONS

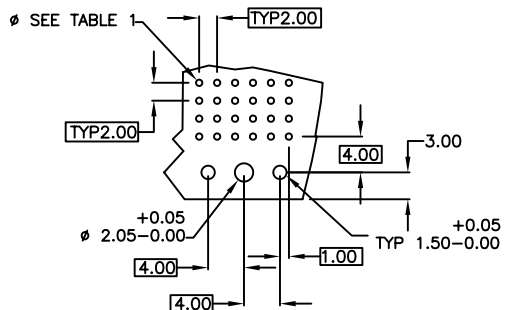
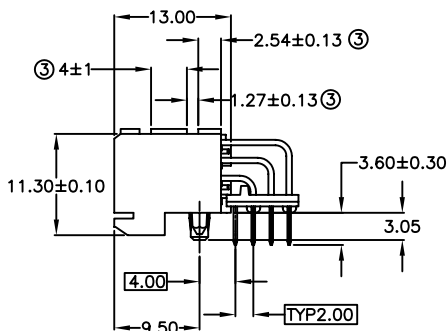
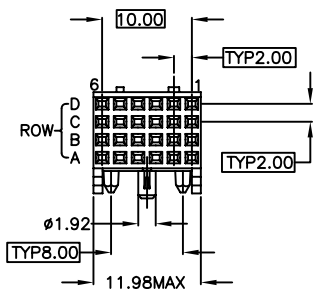
INSULATING MATERIAL
H = HIGH TEMPERATURE MATERIAL

VARIATIONS
C61 = LOW INSERTION FORCE
PRESS-PEG

BOARD ATTACHMENT
P = PRESS-FIT RETENTION PEG

NOTES: UNLESS OTHERWISE SPECIFIED;

- CONNECTOR MATERIALS:
HOUSING: GLASS FILLED THERMOPLASTIC, UL94-V0 COMPLIANT
KEEPER: GLASS FILLED THERMOPLASTIC, UL94-V0 COMPLIANT
TERMINAL: PHOSPHOR BRONZE ALLOY
- CONTACT FINISH:
PERFORMANCE LEVEL 6 = TALCORDIA CO IEC CLASS I
- FEATURES MAY OR MAY NOT BE PRESENT DEPENDING UPON THE MOLD TOOL USED TO PRODUCE PRODUCT.
- SEE PRODUCT SPECIFICATION GS-12-177.
- SEE APPLICATION SPECIFICATION GS-20-015.
- THE PRODUCTS WHERE THE PART NUMBER ENDS IN 'LF' MEET THE EUROPEAN UNION DIRECTIVES AND OTHER COUNTRY REGULATIONS AS DESCRIBED IN GS-22-008.
- ALL PRODUCTS WILL WITHSTAND EXPOSURE TO 260°C FOR 60 SECONDS IN A CONVECTION, INFRA-RED OR VAPOR PHASE REFLOW OVEN.



RECOMMENDED PC BOARD LAYOUT, COMPONENT SIDE
SEE PRINT 58351 FOR ADDITIONAL PCB INFORMATION

mat'l. code				tolerances unless otherwise specified		CUSTOMER COPY	FCI www.fciconnect.com		
ltr	ecn no	dr	date	linear	NONE±3	projection	title		
C	V04-1123	TAB	02/03/05		.X±0.5		T SERIES R/A RECEPTACLE ASSY, 4 ROW, 1 MOD, STB		
D	V05-0437	VS	07/14/05	angles	.XX±0.13	MM	product family	code	
				dr	0°±1°		METRAL	213	
				enrg	V. SEBASTIAN 07/14/05	scale	size	dwg no	
				chr	J. VOLSTROF 07/14/05		4:1	A	10008901
				appd	J. VOLSTROF 07/14/05			sheet	1 of 1
sheet index	revision sheet	D	1						

cage code 22526