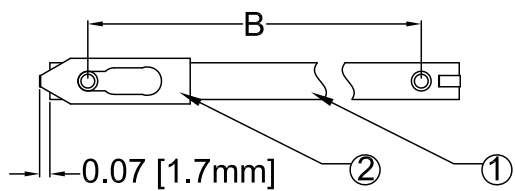
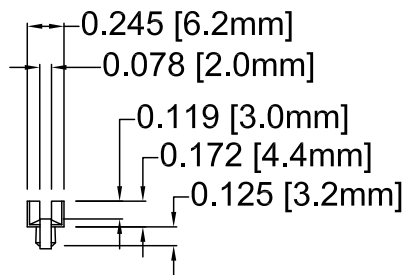
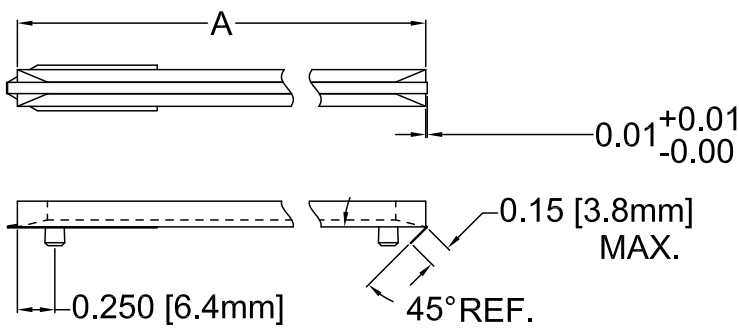
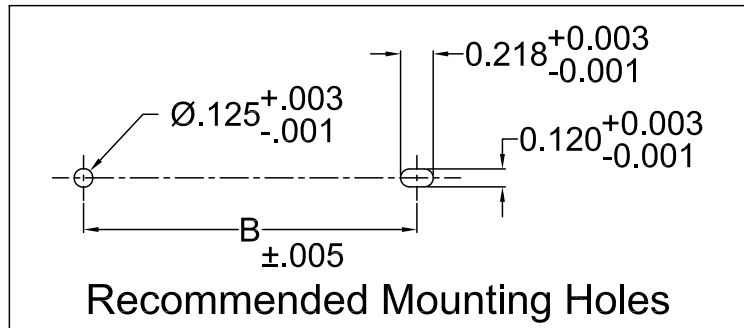


ITEM	Q'TY	PART NUMBER	PART DESCRIPTION
1	1	S-XXX-X	Anti-Static Press-In Card Guide
2	1	CS-600-F XX.XX	Conductive Insert

REV.	DESCRIPTION	DATE	APPROVED
B	Engineering Update w/o Changes	03/01/04	M. C.
C	Unit Conversion Error	12/17/07	M. C.
D	CI Length (.15" MAX) Update	10/06/09	T. Y.



Part No.	Conductive Insert	A ±0.030 [±0.76mm]	B ±0.024 [±0.61mm]
S-250	CS-600-F 10.75	2.538 (64.5mm)	2.030 (51.6mm)
S-300	CS-600-F 10.75	3.045 (77.3mm)	2.538 (64.5mm)
S-350	CS-600-F 10.75	3.553 (90.2mm)	3.045 (77.3mm)
S-400	CS-600-F 10.75	4.060 (103.1mm)	3.553 (90.2mm)
S-450	CS-600-F 10.75	4.568 (116.0mm)	4.060 (103.1mm)
S-500	CS-600-F 10.75	5.075 (128.9mm)	4.568 (116.0mm)
S-550	CS-600-F 10.75	5.583 (141.8mm)	5.075 (128.9mm)
S-600	CS-600-F 10.75	6.090 (154.7mm)	5.583 (141.8mm)
S-650	CS-600-F 10.75	6.598 (167.6mm)	6.090 (154.7mm)
S-700	CS-600-F 10.75	7.105 (180.5mm)	6.598 (167.6mm)
S-750	CS-600-F 10.75	7.613 (193.4mm)	7.105 (180.5mm)
S-800	CS-600-F 10.75	8.120 (206.2mm)	7.613 (193.4mm)
S-850	CS-600-F 14.00	8.628 (219.2mm)	8.120 (206.2mm)



Recommended Mounting Holes

STANDARD TOLERANCE (UNLESS OTHERWISE SPECIFIED)		 4 THOMAS, IRVINE, CA, 92618 TEL: (949) 951-8808 FAX: (949) 951-3974			
DECIMALS	ANGULAR				
.X ±.1	X° ±1°	TITLE: ANTI-STATIC PRESS-IN CARD GUIDEW/ CONDUCTIVE INSERT			
.XX ±.01					
.XXX ±.005		DESIGNED: Michael Chen	DATE: 01/21/03	PART NO.: S-XXX-CI	REVISION: D
CHECKED: D. Green		DATE: 01/21/03		CAGE CODE : 32559 SHEET # 1 OF 1	
CAD GENERATED DOCUMENT, DO NOT MEASURE DRAWING.					