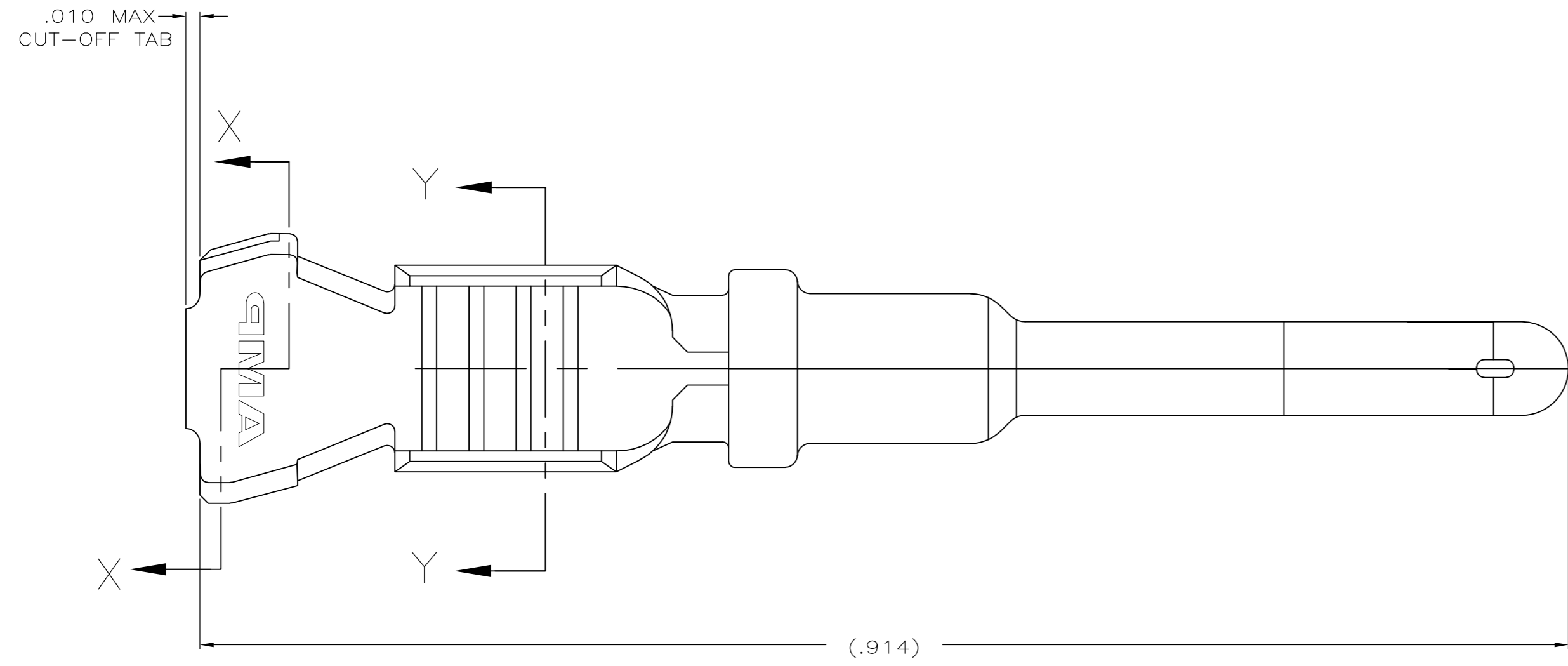
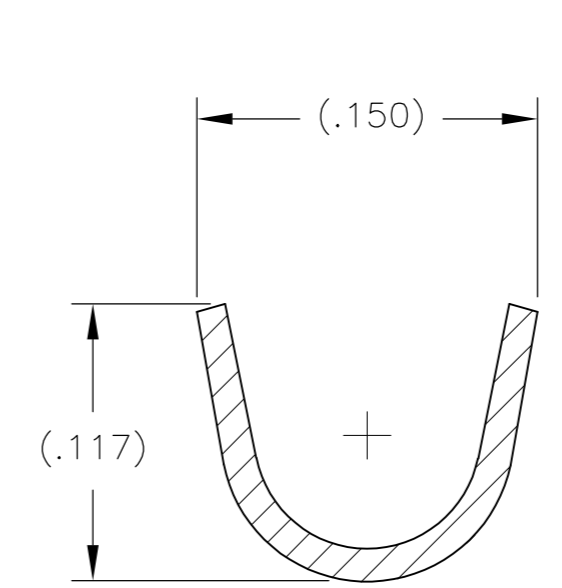
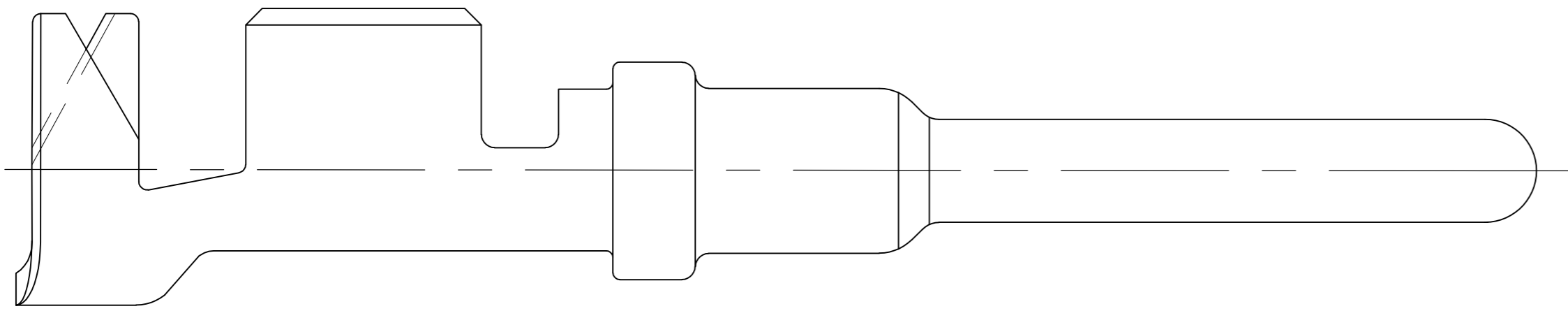


THIS DRAWING IS UNPUBLISHED. RELEASED FOR PUBLICATION
 © COPYRIGHT BY TYCO ELECTRONICS CORPORATION. ALL INTERNATIONAL RIGHTS RESERVED.

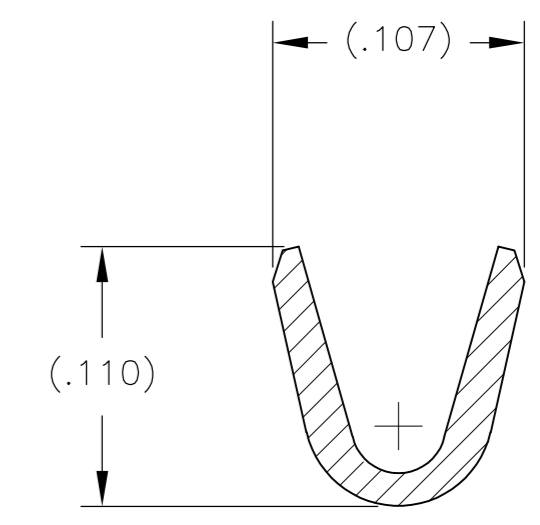
LOC	DIST	REVISIONS			
P	LTR	DESCRIPTION	DATE	DWN	APVD
GE	33	A	RELEASED PER ECO-10-004070	26FEB2010	DLD MPT



1. WIRE RANGE: 20-18 AWG WITH INSULATION DIAMETERS OF .050 - .107 INCHES.



SECTION X-X



SECTION Y-Y

LOOSE PIECE VERSION OF 1924463-3	NICKEL	1924579-3
LOOSE PIECE VERSION OF 1924463-1	GOLD	1924579-1
DESCRIPTION	FINISH	PART NUMBER

THIS DRAWING IS A CONTROLLED DOCUMENT.		DWN D. DRUMMOND 20JUL2009	Tyco Electronics Corporation Harrisburg, PA 17105-3608	
DIMENSIONS: INCHES	TOLERANCES UNLESS OTHERWISE SPECIFIED:	CHK M. TRULL 20JUL2009	NAME M. TRULL	
	0 PLC ± -	APVD M. TRULL 20JUL2009	PRODUCT SPEC	
	1 PLC ± -	APPLICATION SPEC	-	
	2 PLC ± .02	WEIGHT	SIZE A2	CAGE CODE 00779
	3 PLC ± .005	FINISH	DRAWING NO 1924579	RESTRICTED TO
	4 PLC ± -		SCALE 10:1	SHEET 1 of 1
MATERIAL		CUSTOMER DRAWING	REV A	