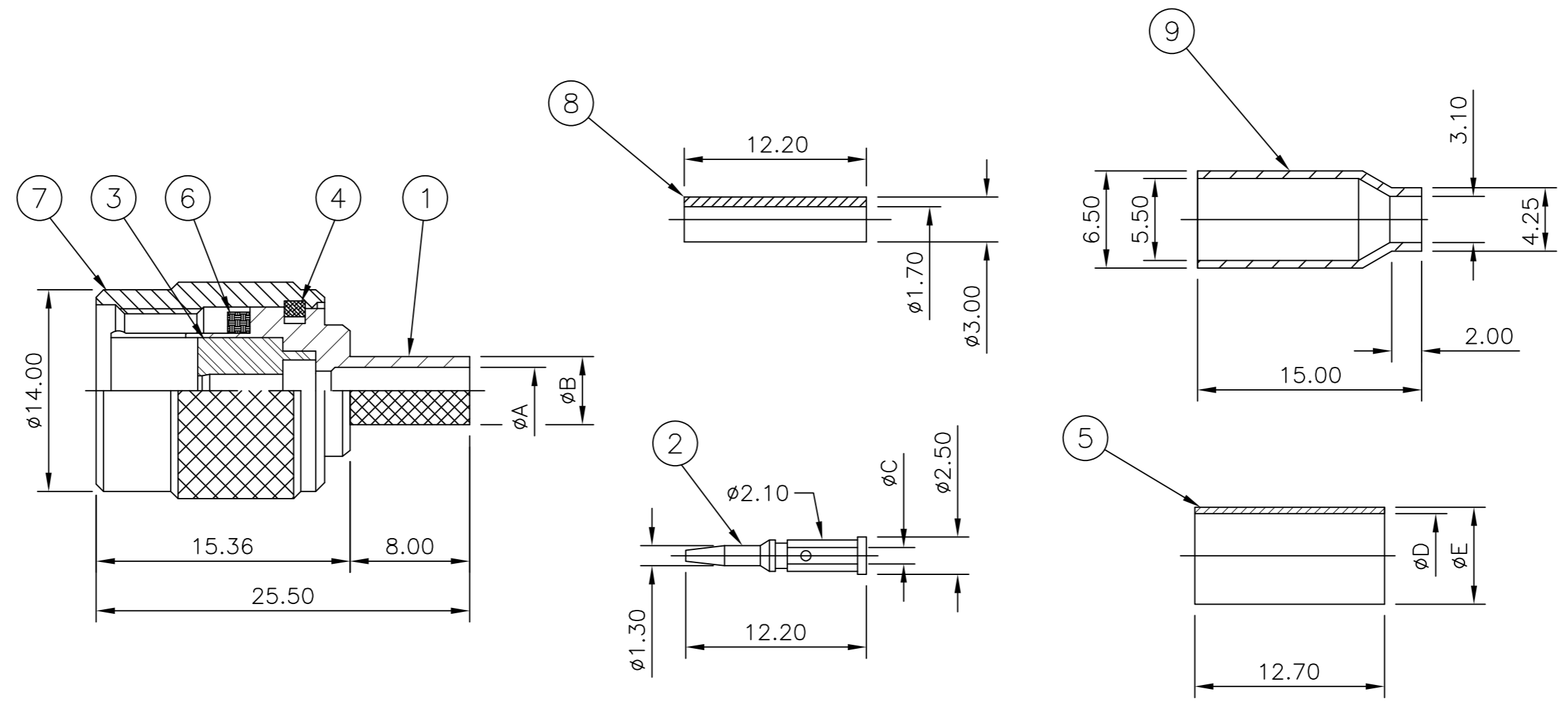


THIS DRAWING IS UNPUBLISHED. RELEASED FOR PUBLICATION SEPT., 2006.
 © COPYRIGHT 2006 BY TYCO ELECTRONICS CORPORATION. ALL RIGHTS RESERVED.

LOC	DIST	REVISIONS					
E	B	P	LTR	DESCRIPTION	DATE	DWN	APVD
		B		ECO-09-003420	11 Mar 09	RITA	BOB

- NOTES**
- 1 SINGLE PACK IN ACCORDANCE WITH AMP SPEC 107-3275
 - 2 100 TRAY PACK IN ACCORDANCE WITH AMP SPEC 107-3275
 - 3 Au PLATING
 - 4 Ni PLATING
 - 5 THIS ITEM MUST BE WHITE
 - 6 HAND TOOL: 9-1478240-0
 - 7 DIE SET: SEE TABLE
 - 8 FOR TECHNICAL DATA REFER TO YOUR LOCAL TYCO ELECTRONICS SALES OFFICE
 - 9 ALL DIMENSIONS ARE NOMINAL FOR REFERENCE ONLY UNLESS OTHERWISE STATED

	7.4	6.5	0.7	5.45	3.8	9-1478242-0	RG59B/U, 62A/U, 140/U, 210/U, URM90, KX 6A, KX 25, KX 52, KX 53	5-1814801-3
	7.4	6.5	0.7	5.45	3.8	9-1478242-0	RG59B/U, 62A/U, 140/U, 210/U, URM90, KX 6A, KX 25, KX 52, KX 53	5-1814801-2
	6.4	5.4	0.7	4.5	3.1	9-1478242-0	RG179B/U, 187A/U, URM111	5-1814801-1
	6.4	5.4	0.7	4.5	3.1	9-1478242-0	RG179B/U, 187A/U, URM111	5-1814801-0
	E	D	C	B	A	DIE SET	CABLE GROUPS	PART NO.



QTY	UNIT	MATERIAL	DESCRIPTION	ITEM	
1		BRASS	FERRULE	9	
1		NYLON	PUSHER SLEEVE	8	
1		ZINC ALLOY	COUPLING NUT	7	
1		SILCON RUBBER	GASKET	6	
1		BRASS	FERRULE	5	
1		BRASS	CIRCLIP	4	
1		POLYMETHYLPENTENE	INSULATOR	3	
1		BRASS	CONTACT	2	
1		ZINC ALLOY	BODY	1	
5	35	25	15	0	
			MATERIAL	DESCRIPTION	ITEM

THIS DRAWING IS A CONTROLLED DOCUMENT.

DWN: RITA ZUO 11 Mar 09
 CHK: ANSON MA 11 Mar 09
 APVD: BOB ZHAO 11 Mar 09

Tyco Electronics Tyco Electronics Corporation
 Kunshan, Jiangsu, PRC 215312

NAME: TNC STRAIGHT PLUG HEX CRIMP
 75 OHM

PRODUCT SPEC: 108-112000
 APPLICATION SPEC: SEE SHEET 2

SIZE: A2 CAGE CODE: 00779 DRAWING NO: C=1814801 RESTRICTED TO: -

MATERIAL: SEE TABLE FINISH: SEE TABLE WEIGHT: -

CUSTOMER DRAWING SCALE: NTS SHEET 1 OF 2 REV B

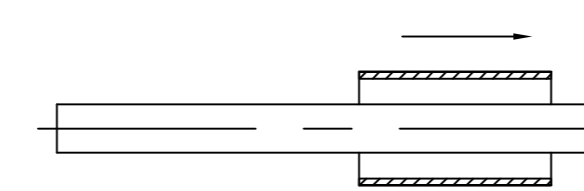
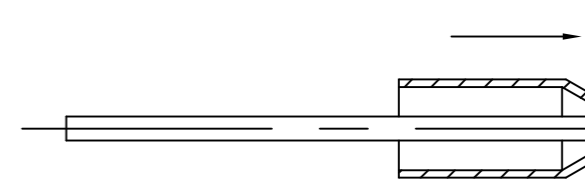
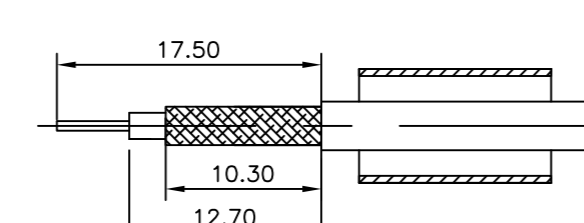
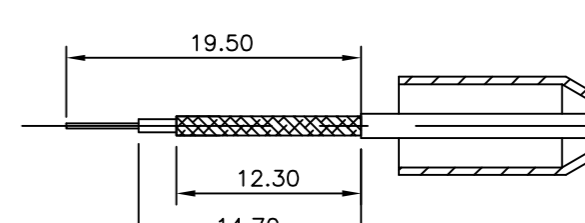
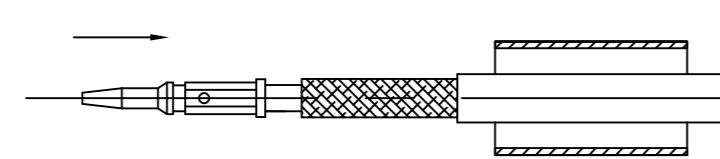
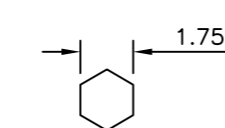
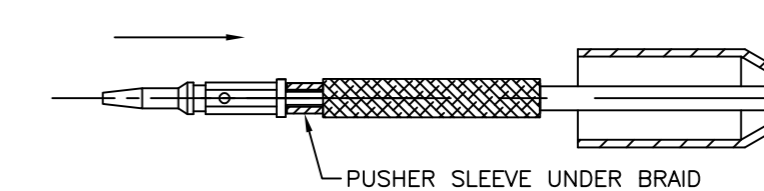
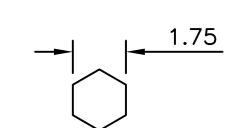
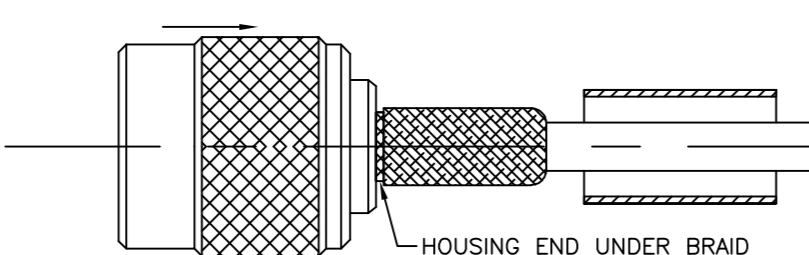
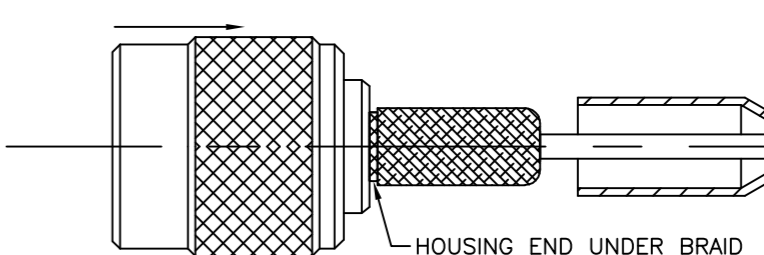
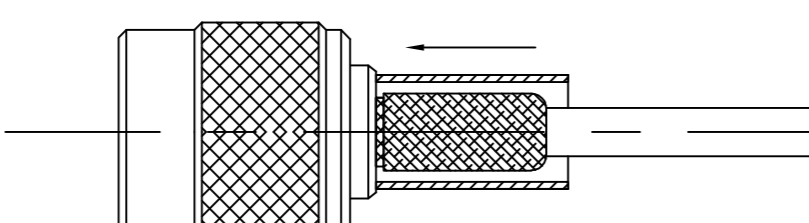
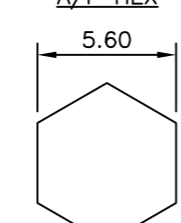
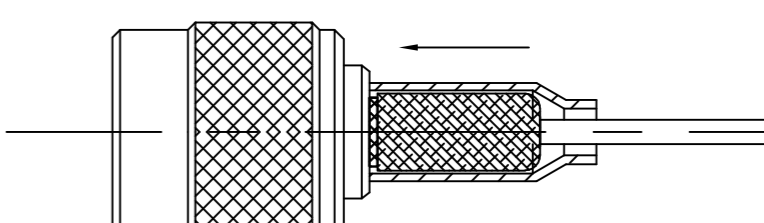
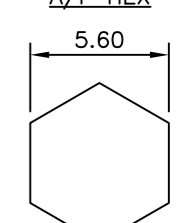
THIS DRAWING IS UNPUBLISHED. RELEASED FOR PUBLICATION SEPT , 2006.
 © COPYRIGHT 2006 BY TYCO ELECTRONICS CORPORATION. ALL RIGHTS RESERVED.

LOC		DIST		REVISIONS			
P	LTR	DESCRIPTION	DATE	DWN	APVD		
-	-	SEE SHEET 1	-	-	-		

COMPONENTS

ITEM	DESCRIPTION	QUANTITY	UNIT
	MAIN BODY (ITEM 1,3,4,6,7 & 8)		
	CENTRE CONTACT (ITEM 2)		
	PUSHER SLEEVE (ITEM 9)		
	CRIMP FERRULES (ITEM 5 & 10)		

ASSEMBLY INSTRUCTION

CABLES: RG58C/U, 141A/U, 303/U, URM43, 76, BELDEN 9907, KX15	CABLES: RG174A/U, 188A/U, 316/U, URM95, KX3B, KX22A
<p>STEP 1</p> <p>1. SLIDE METAL CRIMP FERRULE OVER CABLE</p> 	<p>STEP 1</p> <p>1. SLIDE METAL CRIMP FERRULE OVER CABLE</p> 
<p>STEP 2</p> <p>1. STRIP CABLE TO DIMENSIONS AS SHOWN</p> 	<p>STEP 2</p> <p>1. STRIP CABLE TO DIMENSIONS AS SHOWN</p> 
<p>STEP 3</p> <p>1. FIT CONTACT OVER CENTRE CONDUCTOR TO BUTT AGAINST DIELECTRIC. 2. CRIMP USING TOOL AS NOTES ON PAGE 1.</p>  <p>RECOMMENDED CENTRE CONTACT A/F HEX</p> 	<p>STEP 3</p> <p>1. SLIDE ITEM 10 PUSHER SLEEVE OVER DIELECTRIC BEFORE FITTING THE CONTACT. 2. FIT CONTACT OVER CENTRE CONDUCTOR TO BUTT AGAINST DIELECTRIC. 3. CRIMP USING TOOL AS NOTES ON PAGE 1.</p>  <p>PUSHER SLEEVE UNDER BRAID</p> <p>RECOMMENDED CENTRE CONTACT A/F HEX</p> 
<p>STEP 4</p> <p>1. PRESS SUB-ASSEMBLY INTO BODY, UNTIL CONTACT IS FULLY LOCATED BY AN AUDIBLE CLICK. 2. ENSURE THAT KNURLED HOUSING INSERTS BETWEEN THE DIELECTRIC AND CABLE BRAID.</p>  <p>HOUSING END UNDER BRAID</p>	<p>STEP 4</p> <p>1. PRESS SUB-ASSEMBLY INTO BODY, UNTIL CONTACT IS FULLY LOCATED BY AN AUDIBLE CLICK. 2. ENSURE THAT KNURLED HOUSING INSERTS BETWEEN THE PUSHER SLEEVE AND CABLE BRAID.</p>  <p>HOUSING END UNDER BRAID</p>
<p>STEP 5</p> <p>1. SLIDE CRIMP FERRULE ALONG THE CABLE UNTIL IT BUTTS AGAINST THE HOUSING BODY. 2. CRIMP USING TOOL AS NOTED ON PAGE 1. 3. CRIMP DIMENSION AS SHOWN.</p>  <p>RECOMMENDED CRIMP SLEEVE A/F HEX</p> 	<p>STEP 5</p> <p>1. SLIDE CRIMP FERRULE ALONG THE CABLE UNTIL IT BUTTS AGAINST THE BODY HOUSING. 2. CRIMP USING TOOL AS NOTED ON PAGE 1. 3. CRIMP DIMENSION AS SHOWN.</p>  <p>RECOMMENDED CRIMP SLEEVE A/F HEX</p> 

THIS DRAWING IS A CONTROLLED DOCUMENT.		DWN RITA ZUO 11 Mar 09	Tyco Electronics Tyco Electronics Corporation Kunshan, Jiangsu, PRC 215312	
DIMENSIONS: MM		CHK ANSON MA 11 Mar 09	NAME TNC STRAIGHT PLUG HEX CRIMP 50 OHM	
TOLERANCES UNLESS OTHERWISE SPECIFIED		APVD BOB ZHAO 11 Mar 09	DRAWING NO. 108-112000	
0 PLC ±		PRODUCT SPEC 108-112000		SIZE A2
1 PLC ±		APPLICATION SPEC SEE SHEET 2		CAGE CODE 00779
2 PLC ±		WEIGHT -		DRAWING NO. C=1814801
3 PLC ±		CUSTOMER DRAWING		RESTRICTED TO -
4 PLC ±		SCALE NTS		SHEET 2 OF 2
ANGLES ±		REV B		
FINISH SEE TABLE				