



Pushing Performance

# HARTING Han-Port® Programming Interfaces



People | Power | Partnership

## Quality Connections Worldwide

HARTING was founded in 1945 by the family that still owns the company. Today, HARTING employs more than 3,200 people worldwide, including 300 engineers and scientists. Over 500 technical specialists are available to implement customer requirements.

With subsidiaries and representative locations in 40 countries, HARTING is one of the leading manufacturers of electrical and electronic connectors. The global HARTING network means that the company is always in close touch with the market and ideally placed to work together with its customers.

As the market leader, HARTING offers the benefits of just-in-time service and maintains close business relations with all of its key customers in the global marketplace. In more than one of its product areas, HARTING leads the field.

HARTING products are manufactured using advanced, automated techniques, with CAD systems employed both in research and development and tool-making. In matters of quality, HARTING is convinced that zero-defect production can only be achieved through fully automated processes.

As your technology partner in a wide range of applications for industrial, medical, communications technology and mobile telecommunications markets, HARTING is committed to providing innovative solutions and quality you can trust.

For more information on HARTING's complete line of products visit [www.HARKIS.HARTING.com](http://www.HARKIS.HARTING.com)




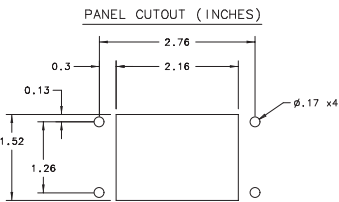
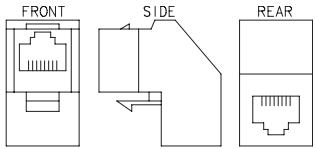
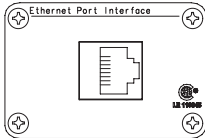

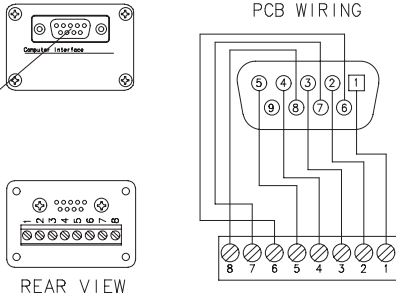
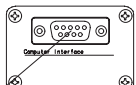
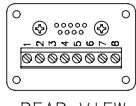
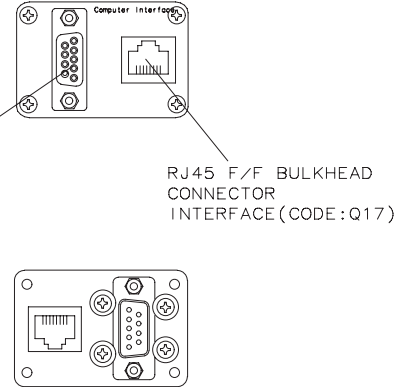

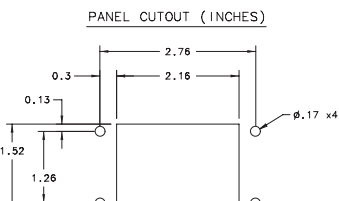
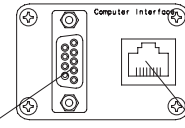

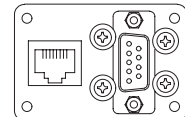

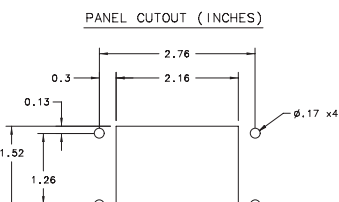
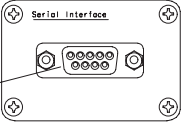
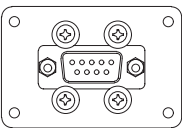
## HARTING Han-Port® Programming Interfaces

The Han-Port® interface provides a convenient and environmentally protected method of accessing network ports.


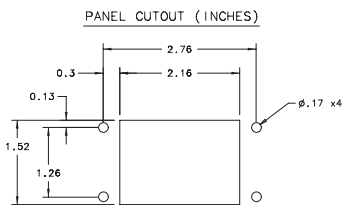
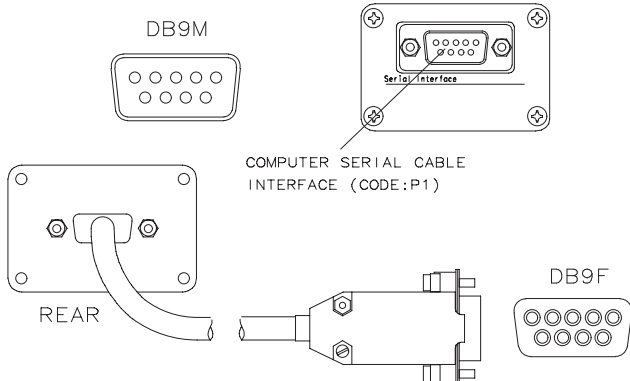

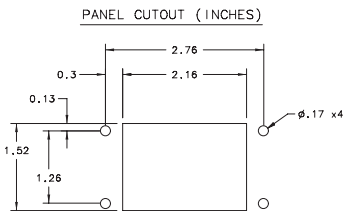
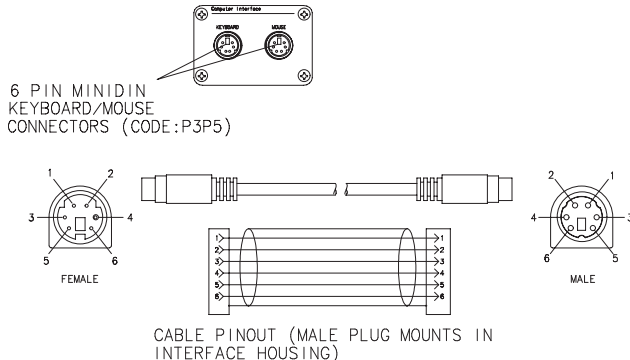

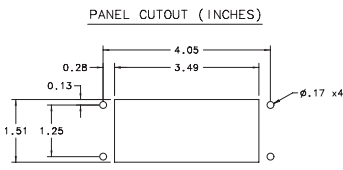
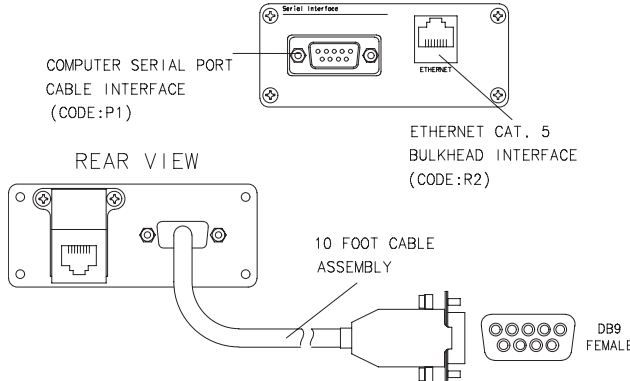

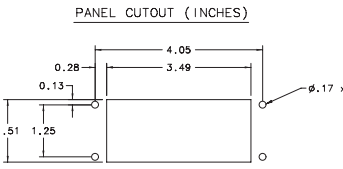
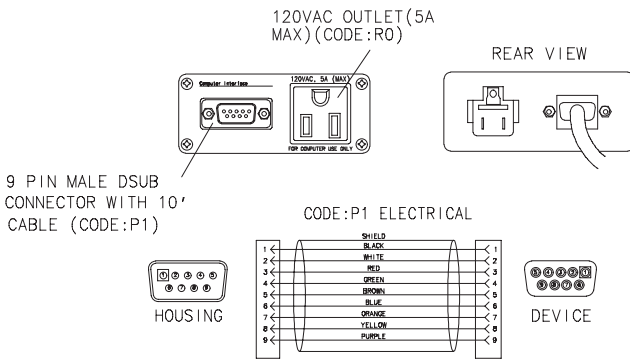
Han-Port® is the solution to meet electrical safety requirements specified by the National Fire Protection Agency (70E Standard). Given the stringent requirements, Han-Port® allows users to maintain convenience, safety and efficiency.

- Typically mounts on the outside of an enclosure
- Maintains the UL type 4/12 integrity of control systems
- Safety and convenience for programmers and trouble-shooters
- Flexible: any combination of connectors and cables is possible
- Protects control devices from unwanted substances, such as dust, dirt, oil and chemicals
- Available in three different termination styles: PC boards with terminal blocks, complete cable extension solutions and bulk-head (pass-thru) connectors


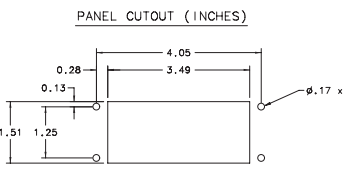
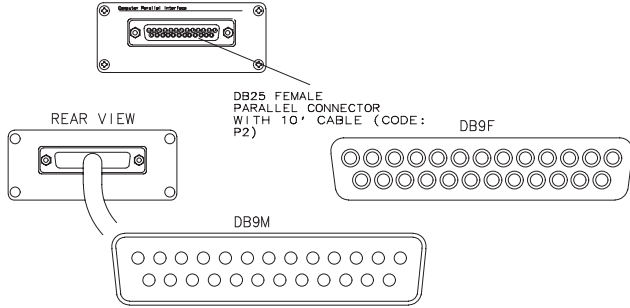

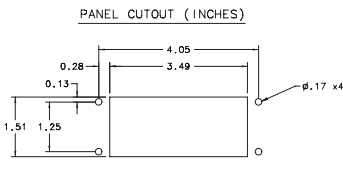
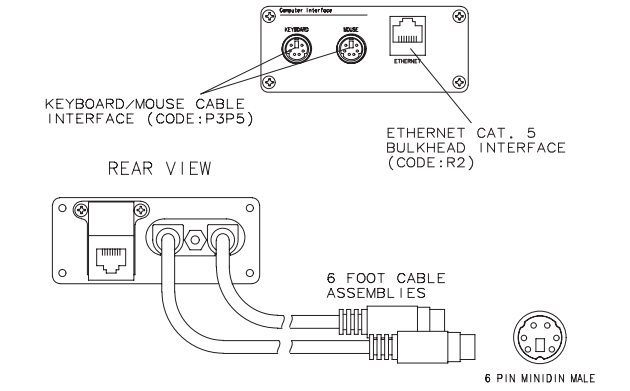

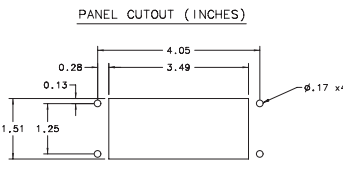
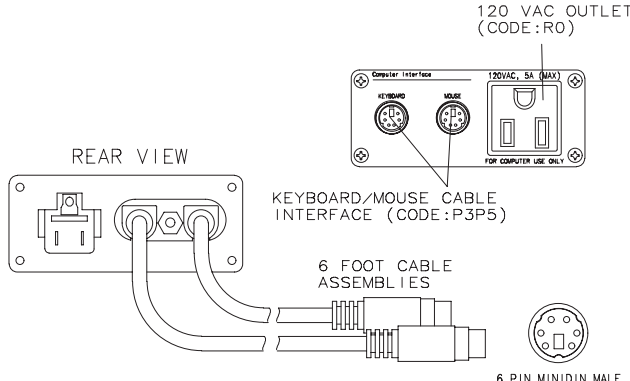

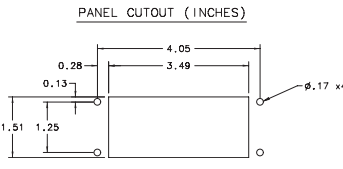
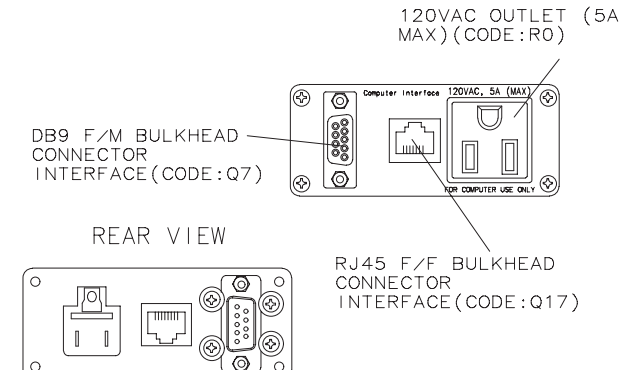
Visit [www.HARTING-usa.com](http://www.HARTING-usa.com) for more information on the HARTING Han-Port® Programming Interface.

Product Image / Part Number	Panel Cutout / Description	Drawing
 <p><b>73 55 040 0901</b></p>	<p>PANEL CUTOUT (INCHES)</p>  <p><b>RJ 45 F/F</b></p>	 <p>CAT. 5 RJ-45 INTERFACE</p> 
 <p><b>73 55 040 0902</b></p>	<p>PANEL CUTOUT (INCHES)</p>  <p><b>DB9 F/Terminal Block</b></p>	 <p>DB9F/TERMINALS PCB INTERFACE (CODE:R1)</p>  <p>REAR VIEW</p>  <p>PCB WIRING</p>
 <p><b>73 55 040 0903</b></p>	<p>PANEL CUTOUT (INCHES)</p>  <p><b>DB9 F/M, RJ 45 F/F</b></p>	 <p>DB9 F/M BULKHEAD CONNECTOR INTERFACE (CODE:Q7)</p>  <p>RJ45 F/F BULKHEAD CONNECTOR INTERFACE (CODE:Q17)</p>  <p>REAR VIEW</p>
 <p><b>73 55 040 0904</b></p>	<p>PANEL CUTOUT (INCHES)</p>  <p><b>DB9 F/M</b></p>	 <p>DB9 F/M BULKHEAD CONNECTOR INTERFACE (CODE:Q7)</p>  <p>REAR VIEW</p>


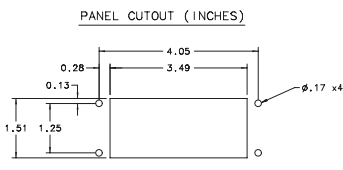
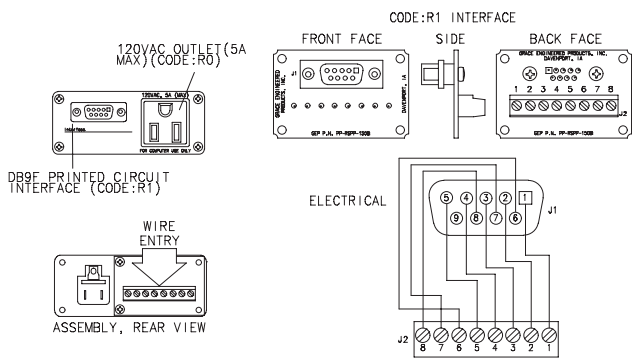

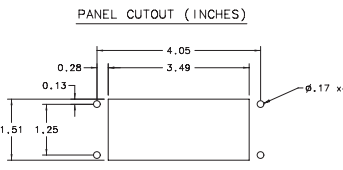
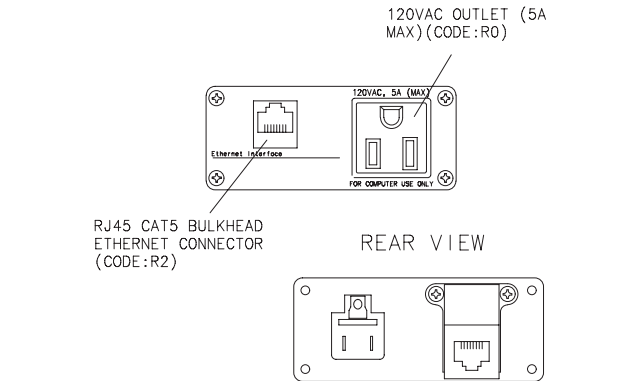

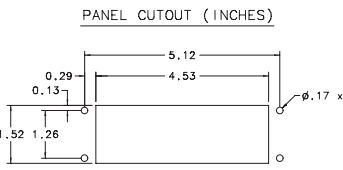
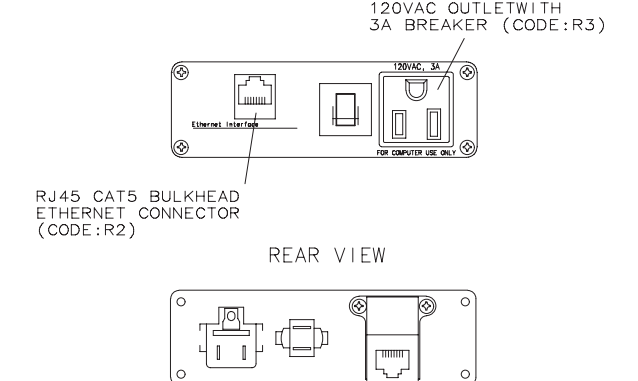

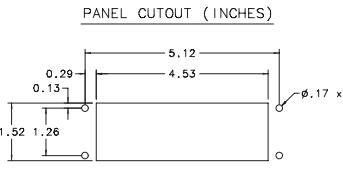
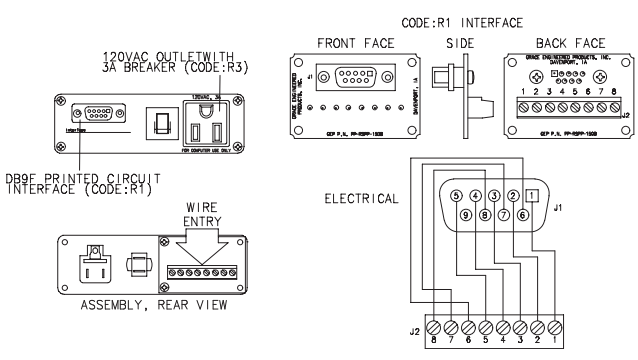
\*Other Han-Port® arrangements are available upon request.


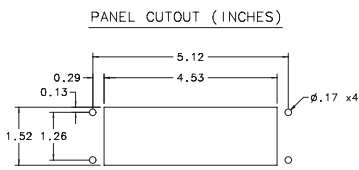
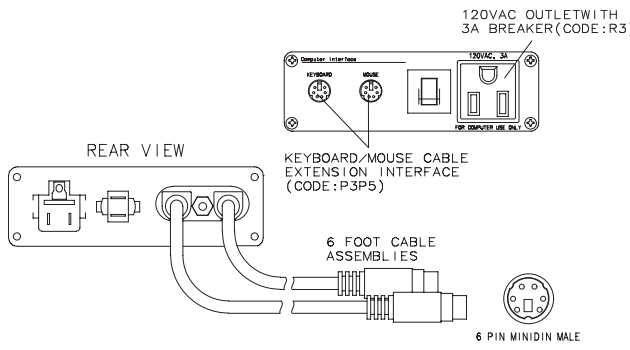

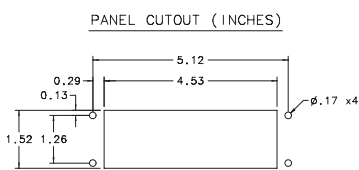
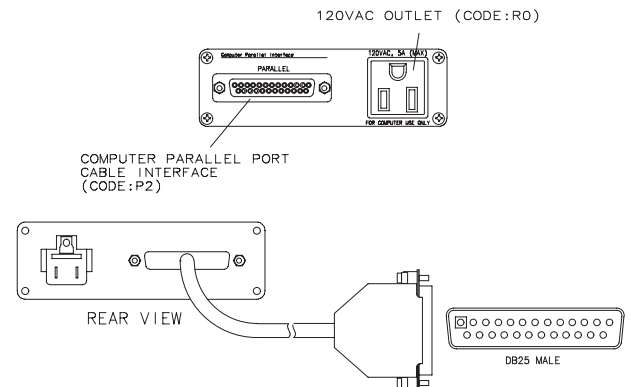

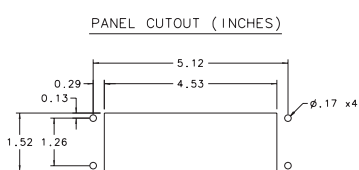
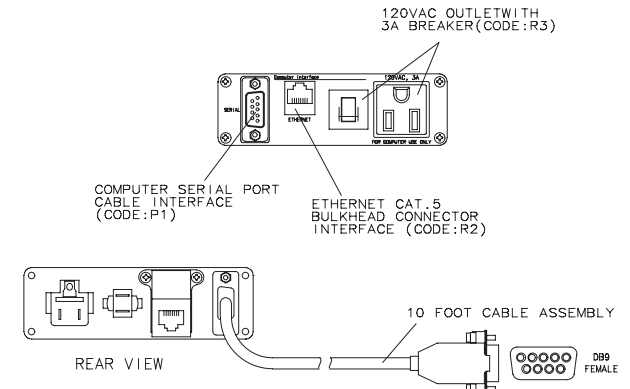

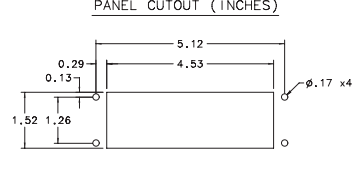
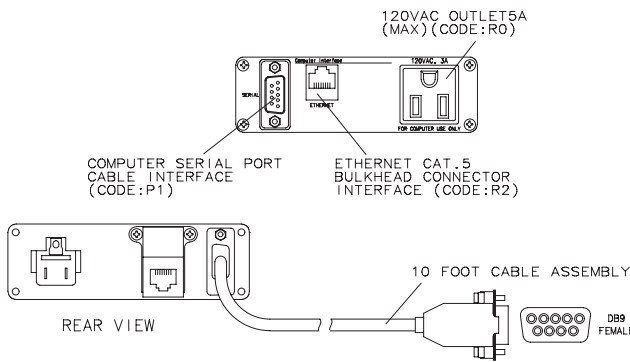
Product Image / Part Number	Panel Cutout / Description	Drawing																																													
 <p><b>73 55 040 0905</b></p>	<p>PANEL CUTOUT (INCHES)</p>  <p><b>DB9 M/F w/10' cable</b></p>	 <p>DB9M</p> <p>COMPUTER SERIAL CABLE INTERFACE (CODE:P1)</p> <p>REAR</p> <p>DB9F</p>																																													
 <p><b>73 55 040 0906</b></p>	<p>PANEL CUTOUT (INCHES)</p>  <p><b>2x6 pin mini DIN w/6' cable</b></p>	 <p>6 PIN MINIDIN KEYBOARD/MOUSE CONNECTORS (CODE:P3P5)</p> <p>FEMALE</p> <p>MALE</p> <p>CABLE PINOUT (MALE PLUG MOUNTS IN INTERFACE HOUSING)</p>																																													
 <p><b>73 55 040 0907</b></p>	<p>PANEL CUTOUT (INCHES)</p>  <p><b>DB9 M/F w/10' cable, RJ 45 F/F</b></p>	 <p>COMPUTER SERIAL PORT CABLE INTERFACE (CODE:P1)</p> <p>ETHERNET CAT. 5 BULKHEAD INTERFACE (CODE:R2)</p> <p>REAR VIEW</p> <p>10 FOOT CABLE ASSEMBLY</p> <p>DB9 FEMALE</p>																																													
 <p><b>73 55 040 0908</b></p>	<p>PANEL CUTOUT (INCHES)</p>  <p><b>DB9 M/F w/10' cable, 120V outlet</b></p>	 <p>120VAC OUTLET (5A MAX) (CODE:R0)</p> <p>REAR VIEW</p> <p>9 PIN MALE DSUB CONNECTOR WITH 10' CABLE (CODE:P1)</p> <p>CODE:P1 ELECTRICAL</p> <p>HOUSING</p> <p>DEVICE</p> <table border="1"> <tr><td>1</td><td>←</td><td>SHIELD</td><td>→</td><td>1</td></tr> <tr><td>2</td><td>←</td><td>BLACK</td><td>→</td><td>2</td></tr> <tr><td>3</td><td>←</td><td>RED</td><td>→</td><td>3</td></tr> <tr><td>4</td><td>←</td><td>GREEN</td><td>→</td><td>4</td></tr> <tr><td>5</td><td>←</td><td>BROWN</td><td>→</td><td>5</td></tr> <tr><td>6</td><td>←</td><td>BLUE</td><td>→</td><td>6</td></tr> <tr><td>7</td><td>←</td><td>ORANGE</td><td>→</td><td>7</td></tr> <tr><td>8</td><td>←</td><td>YELLOW</td><td>→</td><td>8</td></tr> <tr><td>9</td><td>←</td><td>PURPLE</td><td>→</td><td>9</td></tr> </table>	1	←	SHIELD	→	1	2	←	BLACK	→	2	3	←	RED	→	3	4	←	GREEN	→	4	5	←	BROWN	→	5	6	←	BLUE	→	6	7	←	ORANGE	→	7	8	←	YELLOW	→	8	9	←	PURPLE	→	9
1	←	SHIELD	→	1																																											
2	←	BLACK	→	2																																											
3	←	RED	→	3																																											
4	←	GREEN	→	4																																											
5	←	BROWN	→	5																																											
6	←	BLUE	→	6																																											
7	←	ORANGE	→	7																																											
8	←	YELLOW	→	8																																											
9	←	PURPLE	→	9																																											




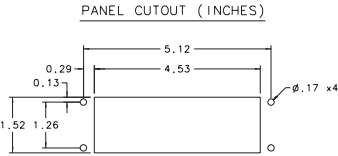
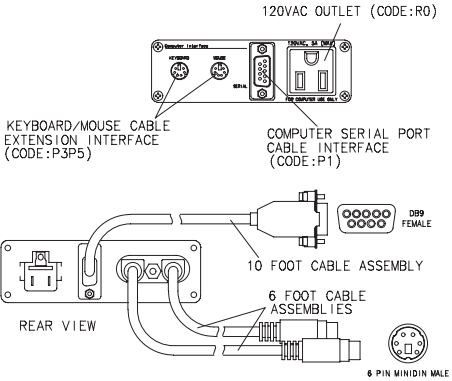

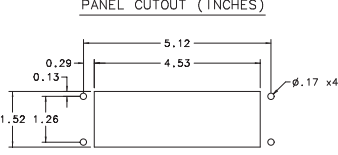
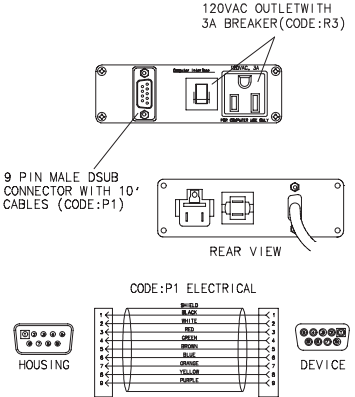

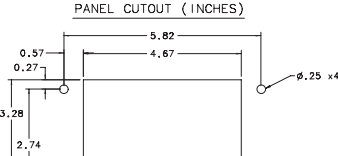
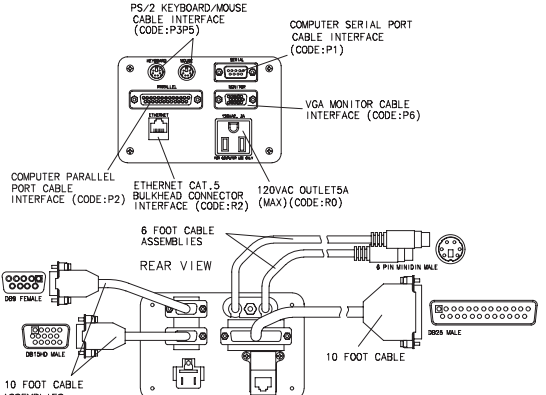

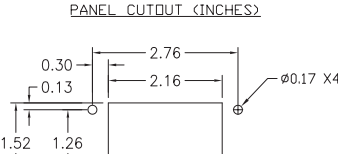
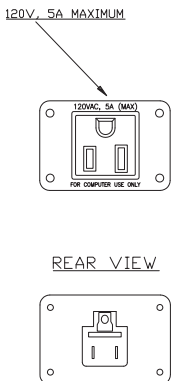
Product Image / Part Number	Panel Cutout / Description	Drawing
 <p><b>73 55 040 0909</b></p>	<p>PANEL CUTOUT (INCHES)</p>  <p>4.05 3.49 0.28 0.13 1.51 1.25 Ø.17 x4</p> <p><b>DB25 F/M w/10' cable</b></p>	 <p>REAR VIEW</p> <p>DB25 FEMALE PARALLEL CONNECTOR WITH 10' CABLE (CODE: DB9F)</p> <p>DB9M</p>
 <p><b>73 55 040 0910</b></p>	<p>PANEL CUTOUT (INCHES)</p>  <p>4.05 3.49 0.28 0.13 1.51 1.25 Ø.17 x4</p> <p><b>RJ 45 F/F, 2x6 pin mini DIN w/6' cable</b></p>	 <p>REAR VIEW</p> <p>KEYBOARD/MOUSE CABLE INTERFACE (CODE: P3P5)</p> <p>ETHERNET CAT. 5 BULKHEAD INTERFACE (CODE: R2)</p> <p>6 FOOT CABLE ASSEMBLIES</p> <p>6 PIN MINIDIN MALE</p>
 <p><b>73 55 040 0911</b></p>	<p>PANEL CUTOUT (INCHES)</p>  <p>4.05 3.49 0.28 0.13 1.51 1.25 Ø.17 x4</p> <p><b>2x6 pin mini DIN w/6' cable, 120V outlet</b></p>	 <p>REAR VIEW</p> <p>KEYBOARD/MOUSE CABLE INTERFACE (CODE: P3P5)</p> <p>120 VAC OUTLET (CODE: R0)</p> <p>6 FOOT CABLE ASSEMBLIES</p> <p>6 PIN MINIDIN MALE</p>
 <p><b>73 55 040 0912</b></p>	<p>PANEL CUTOUT (INCHES)</p>  <p>4.05 3.49 0.28 0.13 1.51 1.25 Ø.17 x4</p> <p><b>DB9 F/M, RJ 45 F/F, 120V outlet</b></p>	 <p>REAR VIEW</p> <p>DB9 F/M BULKHEAD CONNECTOR INTERFACE (CODE: Q7)</p> <p>120VAC OUTLET (5A MAX) (CODE: R0)</p> <p>RJ45 F/F BULKHEAD CONNECTOR INTERFACE (CODE: Q17)</p>

\*Other Han-Port® arrangements are available upon request.


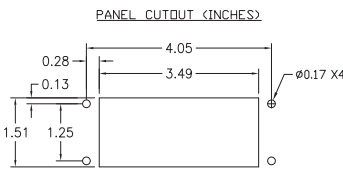
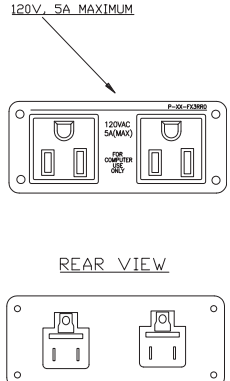

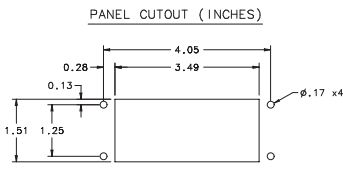
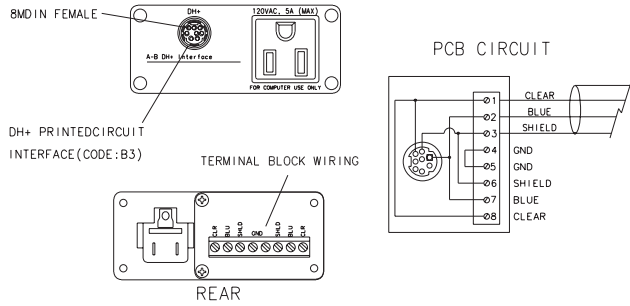

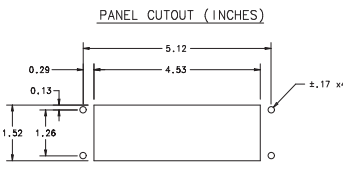
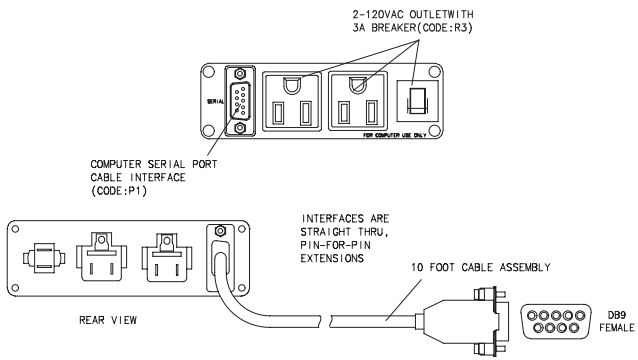

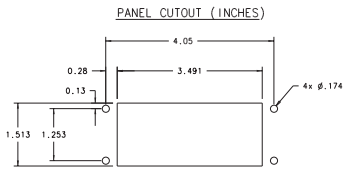
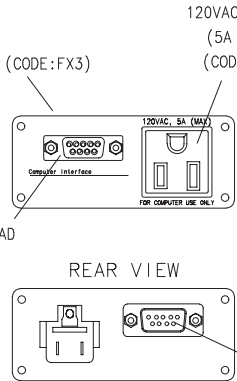
Product Image / Part Number	Panel Cutout / Description	Drawing
 <p><b>73 55 040 0913</b></p>	<p>PANEL CUTOUT (INCHES)</p>  <p><b>DB9 F/Terminal Block, 120V outlet</b></p>	 <p>CODE:R1 INTERFACE</p> <p>FRONT FACE SIDE BACK FACE</p> <p>120VAC OUTLET (5A MAX) (CODE:R0)</p> <p>DB9F PRINTED CIRCUIT INTERFACE (CODE:R1)</p> <p>WIRE ENTRY ASSEMBLY, REAR VIEW</p> <p>ELECTRICAL</p>
 <p><b>73 55 040 0914</b></p>	<p>PANEL CUTOUT (INCHES)</p>  <p><b>RJ 45 F/F, 120V outlet</b></p>	 <p>120VAC OUTLET (5A MAX) (CODE:R0)</p> <p>RJ45 CAT5 BULKHEAD ETHERNET CONNECTOR (CODE:R2)</p> <p>REAR VIEW</p>
 <p><b>73 55 040 0915</b></p>	<p>PANEL CUTOUT (INCHES)</p>  <p><b>RJ 45 F/F, 120V outlet w/3A breaker</b></p>	 <p>120VAC OUTLET WITH 3A BREAKER (CODE:R3)</p> <p>RJ45 CAT5 BULKHEAD ETHERNET CONNECTOR (CODE:R2)</p> <p>REAR VIEW</p>
 <p><b>73 55 040 0916</b></p>	<p>PANEL CUTOUT (INCHES)</p>  <p><b>DB9 F/Terminal Block, 120V outlet w/3A breaker</b></p>	 <p>CODE:R1 INTERFACE</p> <p>FRONT FACE SIDE BACK FACE</p> <p>120VAC OUTLET WITH 3A BREAKER (CODE:R3)</p> <p>DB9F PRINTED CIRCUIT INTERFACE (CODE:R1)</p> <p>WIRE ENTRY ASSEMBLY, REAR VIEW</p> <p>ELECTRICAL</p>

Product Image / Part Number	Panel Cutout / Description	Drawing
 <p><b>73 55 040 0918</b></p>	<p>PANEL CUTOUT (INCHES)</p>  <p><b>2x6 pin mini DIN w/6' cable, 120V outlet w/3A breaker</b></p>	 <p>120VAC OUTLET WITH 3A BREAKER (CODE:R3)</p> <p>REAR VIEW</p> <p>KEYBOARD/MOUSE CABLE EXTENSION INTERFACE (CODE:P3P5)</p> <p>6 FOOT CABLE ASSEMBLIES</p> <p>6 PIN MINIDIN MALE</p>
 <p><b>73 55 040 0919</b></p>	<p>PANEL CUTOUT (INCHES)</p>  <p><b>DB25 F/M w/10' cable, 120V outlet</b></p>	 <p>120VAC OUTLET (CODE:R0)</p> <p>REAR VIEW</p> <p>COMPUTER PARALLEL PORT CABLE INTERFACE (CODE:P2)</p> <p>DB25 MALE</p>
 <p><b>73 55 040 0920</b></p>	<p>PANEL CUTOUT (INCHES)</p>  <p><b>DB9 M/F w/10' cable, RJ 45 F/F, 120V outlet w/3A breaker</b></p>	 <p>120VAC OUTLET WITH 3A BREAKER (CODE:R3)</p> <p>REAR VIEW</p> <p>COMPUTER SERIAL PORT CABLE INTERFACE (CODE:P1)</p> <p>ETHERNET CAT.5 BULKHEAD CONNECTOR INTERFACE (CODE:R2)</p> <p>10 FOOT CABLE ASSEMBLY</p> <p>DB9 FEMALE</p>
 <p><b>73 55 040 0921</b></p>	<p>PANEL CUTOUT (INCHES)</p>  <p><b>DB9 M/F w/10' cable, RJ 45 F/F, 120V outlet</b></p>	 <p>120VAC OUTLET 5A (MAX) (CODE:R0)</p> <p>REAR VIEW</p> <p>COMPUTER SERIAL PORT CABLE INTERFACE (CODE:P1)</p> <p>ETHERNET CAT.5 BULKHEAD CONNECTOR INTERFACE (CODE:R2)</p> <p>10 FOOT CABLE ASSEMBLY</p> <p>DB9 FEMALE</p>


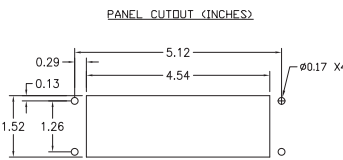
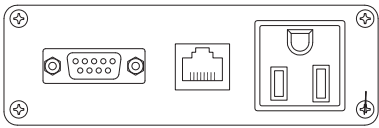
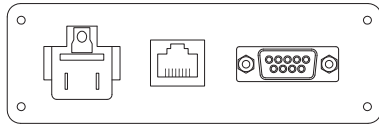

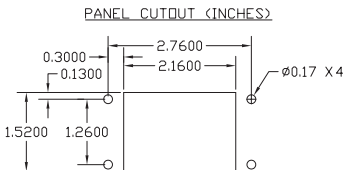

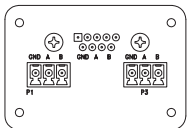

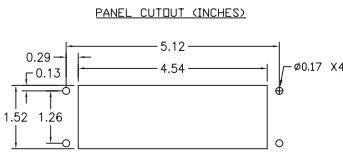
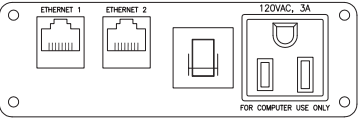
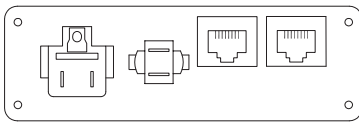

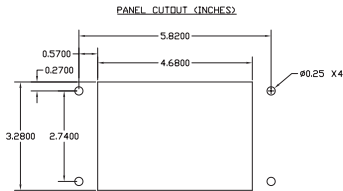
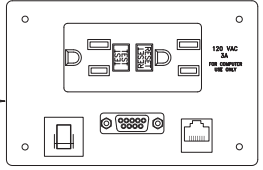
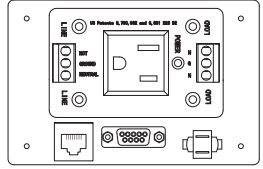
\*Other Han-Port® arrangements are available upon request.


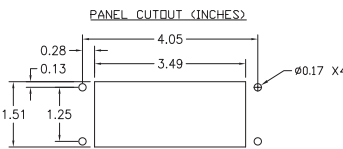
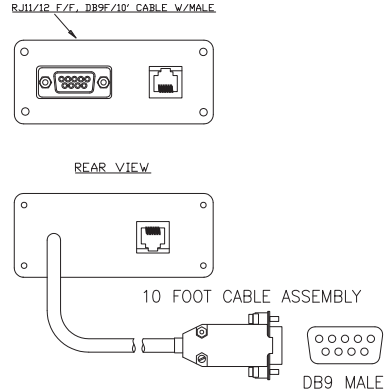

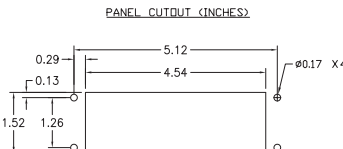
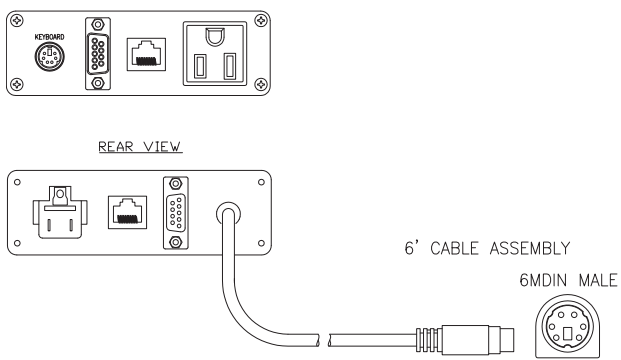

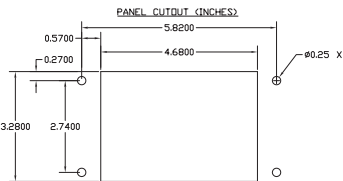
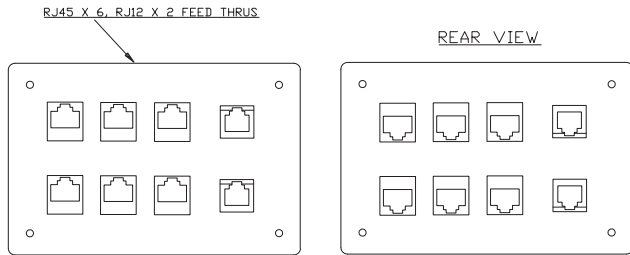

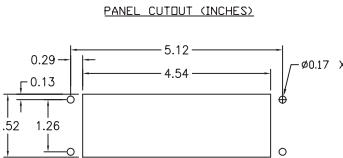
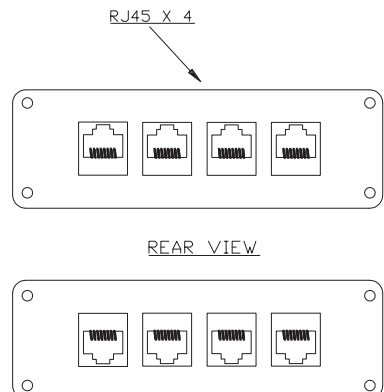
Product Image / Part Number	Panel Cutout / Description	Drawing																																				
 <p><b>73 55 040 0922</b></p>	<p>PANEL CUTOUT (INCHES)</p>  <p>5.12 4.53 0.29 0.13 1.52 1.26 Ø.17 x4</p> <p><b>DB9 M/F, 2x6 pin mini DIN w/6' cable, 120V outlet</b></p>	 <p>120VAC OUTLET (CODE:R0)</p> <p>KEYBOARD/MOUSE CABLE EXTENSION INTERFACE (CODE:P3P5)</p> <p>COMPUTER SERIAL PORT CABLE INTERFACE (CODE:P1)</p> <p>DB9 FEMALE</p> <p>10 FOOT CABLE ASSEMBLY</p> <p>6 FOOT CABLE ASSEMBLIES</p> <p>REAR VIEW</p> <p>6 PIN MINIDIN MALE</p>																																				
 <p><b>73 55 040 0923</b></p>	<p>PANEL CUTOUT (INCHES)</p>  <p>5.12 4.53 0.29 0.13 1.52 1.26 Ø.17 x4</p> <p><b>DB9 M/F, 120V outlet w/3A breaker</b></p>	 <p>120VAC OUTLET WITH 3A BREAKER (CODE:R3)</p> <p>9 PIN MALE DSUB CONNECTOR WITH 10' CABLES (CODE:P1)</p> <p>REAR VIEW</p> <p>CODE:P1 ELECTRICAL</p> <table border="1"> <tr><td>1</td><td>1</td><td>1</td><td>1</td></tr> <tr><td>2</td><td>2</td><td>2</td><td>2</td></tr> <tr><td>3</td><td>3</td><td>3</td><td>3</td></tr> <tr><td>4</td><td>4</td><td>4</td><td>4</td></tr> <tr><td>5</td><td>5</td><td>5</td><td>5</td></tr> <tr><td>6</td><td>6</td><td>6</td><td>6</td></tr> <tr><td>7</td><td>7</td><td>7</td><td>7</td></tr> <tr><td>8</td><td>8</td><td>8</td><td>8</td></tr> <tr><td>9</td><td>9</td><td>9</td><td>9</td></tr> </table> <p>HOUSING</p> <p>DEVICE</p>	1	1	1	1	2	2	2	2	3	3	3	3	4	4	4	4	5	5	5	5	6	6	6	6	7	7	7	7	8	8	8	8	9	9	9	9
1	1	1	1																																			
2	2	2	2																																			
3	3	3	3																																			
4	4	4	4																																			
5	5	5	5																																			
6	6	6	6																																			
7	7	7	7																																			
8	8	8	8																																			
9	9	9	9																																			
 <p><b>73 55 040 0924</b></p>	<p>PANEL CUTOUT (INCHES)</p>  <p>5.82 4.67 0.57 0.27 3.28 2.74 Ø.25 x4</p> <p><b>DB9 F/M, DB25 w/10' cable, RJ 45 F/F, PS2F/M, VGA F/M w/10' cable, 120V outlet</b></p>	 <p>PS/2 KEYBOARD/MOUSE CABLE INTERFACE (CODE:P3P5)</p> <p>COMPUTER SERIAL PORT CABLE INTERFACE (CODE:P1)</p> <p>VGA MONITOR CABLE INTERFACE (CODE:P6)</p> <p>COMPUTER PARALLEL PORT CABLE INTERFACE (CODE:P2)</p> <p>ETHERNET CAT.5 BULKHEAD CONNECTOR INTERFACE (CODE:R2)</p> <p>120VAC OUTLETS 5A (MAX) (CODE:R0)</p> <p>6 FOOT CABLE ASSEMBLIES</p> <p>REAR VIEW</p> <p>10 FOOT CABLE ASSEMBLIES</p> <p>10 FOOT CABLE</p> <p>DB9 FEMALE</p> <p>DB25 MALE</p> <p>8 PIN MINIDIN MALE</p> <p>DB25 MALE</p>																																				
 <p><b>73 55 040 0926</b></p>	<p>PANEL CUTOUT (INCHES)</p>  <p>2.76 2.16 0.30 0.13 1.52 1.26 Ø.17 x4</p> <p><b>120V outlet</b></p>	 <p>120V, 5A MAXIMUM</p> <p>120VAC, 5A (MAX) FOR COMPUTER USE ONLY (CODE:R0)</p> <p>REAR VIEW</p>																																				



Product Image / Part Number	Panel Cutout / Description	Drawing
 <p><b>73 55 040 0927</b></p>	<p>PANEL CUTOUT (INCHES)</p>  <p>120V duplex outlet</p>	 <p>120V, 5A MAXIMUM</p> <p>REAR VIEW</p>
 <p><b>73 55 040 0928</b></p>	<p>PANEL CUTOUT (INCHES)</p>  <p>DH+ (8 pin mini DIN) F/Terminal Block, 120V outlet</p>	 <p>8MDIN FEMALE</p> <p>DH+ PRINTEDCIRCUIT INTERFACE (CODE: B3)</p> <p>TERMINAL BLOCK WIRING</p> <p>REAR</p> <p>PCB CIRCUIT</p> <p>120VAC, 5A (MAX)</p> <p>FOR COMPUTER USE ONLY</p> <p>0-1 CLEAR 0-2 BLUE 0-3 SHIELD 0-4 GND 0-5 GND 0-6 SHIELD 0-7 BLUE 0-8 CLEAR</p>
 <p><b>73 55 040 0930</b></p>	<p>PANEL CUTOUT (INCHES)</p>  <p>DB9 M/F w/10' cable, 120VAC duplex outlet w/3A breaker</p>	 <p>2-120VAC OUTLETS WITH 3A BREAKER (CODE: R3)</p> <p>COMPUTER SERIAL PORT CABLE INTERFACE (CODE: P1)</p> <p>REAR VIEW</p> <p>INTERFACES ARE STRAIGHT THRU, PIN-FOR-PIN EXTENSIONS</p> <p>10 FOOT CABLE ASSEMBLY</p> <p>DB9 FEMALE</p>
 <p><b>73 55 040 0932</b></p>	<p>PANEL CUTOUT (INCHES)</p>  <p>DB9 F/M, 120V outlet</p>	 <p>120VAC OUTLET (5A MAX) (CODE: R0)</p> <p>HB16 INSERT (CODE: FX3)</p> <p>Computer Interface</p> <p>120VAC, 5A (MAX)</p> <p>FOR COMPUTER USE ONLY</p> <p>REAR VIEW</p> <p>DB9 FEMALE BULKHEAD (CODE: Q7)</p> <p>DB9 MALE</p>

\*Other Han-Port® arrangements are available upon request.

Product Image / Part Number	Panel Cutout / Description	Drawing
 <p><b>73 55 040 0952</b></p>	<p>PANEL CUTOUT (INCHES)</p>  <p>DB9 M/F, RJ 45 F/F, 120V outlet</p>	 <p>REAR VIEW</p> 
 <p><b>73 55 040 0956</b></p>	<p>PANEL CUTOUT (INCHES)</p>  <p>DB9 F/Terminal Block for profibus</p>	<p>DB9F/TERMINAL BLOCK FOR PROFIBUS</p>  <p>REAR VIEW</p> 
 <p><b>73 55 040 0960</b></p>	<p>PANEL CUTOUT (INCHES)</p>  <p>RJ 45 F/F x 2, 120V outlet w/3A breaker</p>	<p>2 X RJ45 F/F, 120V 3A</p>  <p>REAR VIEW</p> 
 <p><b>73 55 040 0961</b></p>	<p>PANEL CUTOUT (INCHES)</p>  <p>DB9 F/F, RJ 45 F/F, 120V duplex outlet w/3A breaker and GFCI</p>	<p>120VGFCI .3A, RJ45 F/F, DB9 F/F</p>  <p>REAR VIEW</p> 

Product Image / Part Number	Panel Cutout / Description	Drawing
 <p><b>73 55 040 0963</b></p>	<p>PANEL CUTOUT (INCHES)</p>  <p><b>DB9 F/M 2/10' cable, RJ 11/12 F/F</b></p>	 <p>RJ11/12 F/F, DB9F/10' CABLE W/MALE</p> <p>REAR VIEW</p> <p>10 FOOT CABLE ASSEMBLY</p> <p>DB9 MALE</p>
 <p><b>73 55 040 0966</b></p>	<p>PANEL CUTOUT (INCHES)</p>  <p><b>DB9 F/M, RJ 45 F/F, 6 pin mini DIN w/6' cable, 120V outlet</b></p>	 <p>KEYBOARD</p> <p>REAR VIEW</p> <p>6' CABLE ASSEMBLY</p> <p>6MDIN MALE</p>
 <p><b>73 55 040 0981</b></p>	<p>PANEL CUTOUT (INCHES)</p>  <p><b>RJ 45 F/F x 6, RJ 12 F/F x 2</b></p>	 <p>RJ45 X 6, RJ12 X 2 FEED THRU</p> <p>REAR VIEW</p>
 <p><b>73 55 040 0983</b></p>	<p>PANEL CUTOUT (INCHES)</p>  <p><b>RJ 45 F/F x 4</b></p>	 <p>RJ45 X 4</p> <p>REAR VIEW</p>

\*Other Han-Port® arrangements are available upon request.



**Pushing Performance**

HARTING Inc. of North America  
1370 Bowes Road  
Elgin, Illinois 60123-5538  
Telephone +1 (847) 741-1500, Fax +1 (847) 741-8257  
E-Mail: [more.info@HARTING.com](mailto:more.info@HARTING.com)  
[www.HARTING-usa.com](http://www.HARTING-usa.com)

