



Micro Commercial Components



Micro Commercial Components  
 20736 Marilla Street Chatsworth  
 CA 91311  
 Phone: (818) 701-4933  
 Fax: (818) 701-4939

# MBR30150FCT

## 30 Amp Schottky Barrier Rectifier 150 Volts

### Features

- Low Power Loss, High Efficiency
- Guardring for overvoltage protection
- Low forward voltage drop and High frequency operation
- For use in high frequency inverters, free wheeling and polarity protection applications
- Lead Free Finish/RoHS Compliant(Note 1) ("P" Suffix designates RoHS Compliant. See ordering information)
- Halogen free available upon request by adding suffix "-HF"
- Epoxy meets UL 94 V-0 flammability rating
- Moisture Sensitivity Level 1

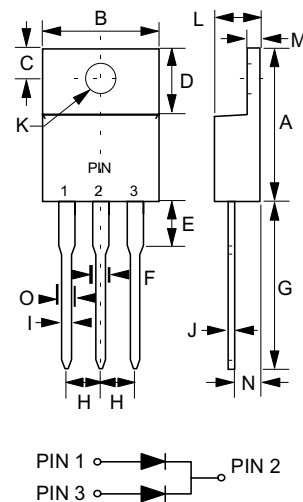
### Maximum Ratings and Electrical Characteristics

( $T_c = 25^\circ\text{C}$  unless otherwise noted)

Parameter	Symbol	MBR30150CT	Unit
Maximum repetitive peak reverse voltage	$V_{RRM}$	150	Volts
Working peak reverse voltage	$V_{RWM}$	150	Volts
Maximum DC blocking voltage	$V_{DC}$	150	Volts
Maximum average forward rectified current (See Fig. 1)	$I_{F(AV)}$	30 15	Amps Per leg
Peak forward surge current 8.3ms single half sine-wave superimposed on rated load (JEDEC Method) per leg	$I_{FSM}$	260	Amps
Peak repetitive reverse current per leg at $t_r = 2.0\mu\text{s}$ , 1KHz	$I_{RRM}$	1.0	Amp
Voltage rate of change (rated $V_R$ )	dv/dt	10,000	V/us
Maximum instantaneous forward voltage per leg (Note 5)	$V_F$	0.90 0.75 0.99 0.86	Volt
Maximum reverse current per leg at working peak reverse voltage	$I_R$	5.0 1.0	$\mu\text{A}$ mA
Typical thermal resistance per leg	$R_{\theta JC}$	4.0	$^\circ\text{C/W}$
RMS isolation voltage (MBRF type only) from terminals to heatsink with $t = 1.0$ second, RH $\leq 30\%$	$V_{ISOL}$	4500 (Note 2) 3500 (Note 3) 1500 (Note 4)	Volts
Operating junction and storage temperature range	$T_J, T_{STG}$	-55 to +150	$^\circ\text{C}$

- Notes:**
1. High Temperature Solder Exemption Applied, see EU Directive Annex 7.
  2. Clip mounting (on case), where lead does not overlap heatsink with 0.110" offset
  3. Clip mounting (on case), where leads do overlap heatsink
  4. Screw mounting with 4-40 screw, where washer diameter is < 4.9 mm (0.19")
  5. Pulse test: 300us pulse width, 1% duty cycle

### ITO-220AB



DIM	INCHES		MM		NOTE
	MIN	MAX	MIN	MAX	
A	.583	.642	14.80	16.30	
B	.383	.405	9.72	10.27	
C	.105	.115	2.45	3.15	
D	.248	.272	6.30	6.90	
E	.171	.191	4.35	4.85	
F	---	.060	---	1.52	
G	.530	.560	13.46	14.22	
H	.095	.105	2.41	2.67	
I	.027	.037	0.69	0.94	
J	.014	.022	0.36	0.55	
K	.122	.131	3.08	3.39	∅
L	.172	.188	4.36	4.77	
M	.100	.110	2.54	2.80	
N	.100	.110	2.54	2.80	

# MBR30150FCT

## RATINGS AND CHARACTERISTICS CURVES

( $T_A = 25\text{ }^\circ\text{C}$  unless otherwise noted)

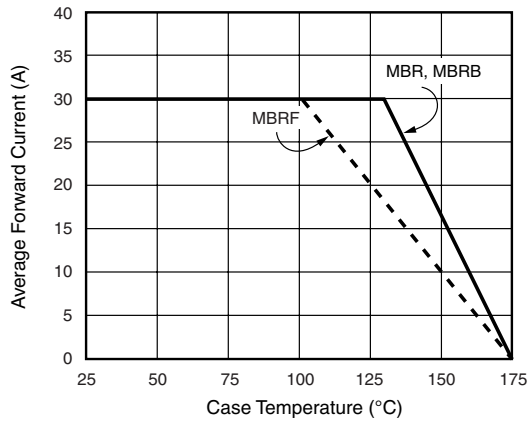


Figure 1. Forward Derating Curve (Total)

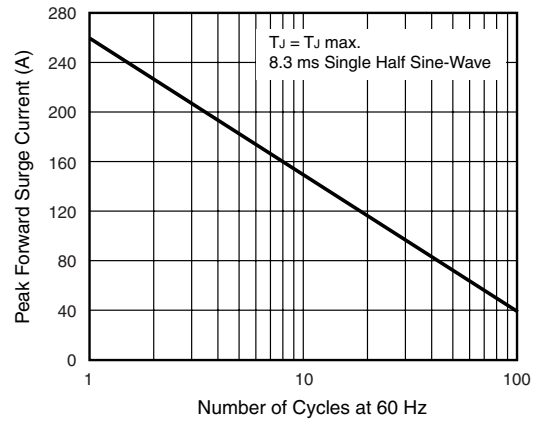


Figure 2. Maximum Non-Repetitive Peak Forward Surge Current Per Diode

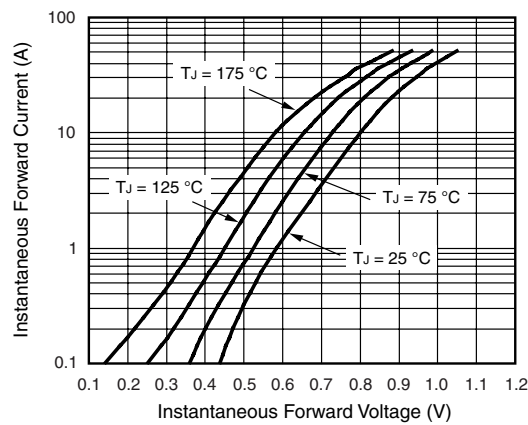


Figure 3. Typical Instantaneous Forward Characteristics Per Diode

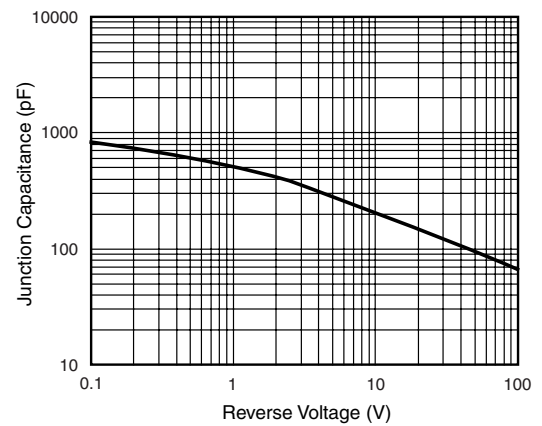


Figure 5. Typical Junction Capacitance Per Diode

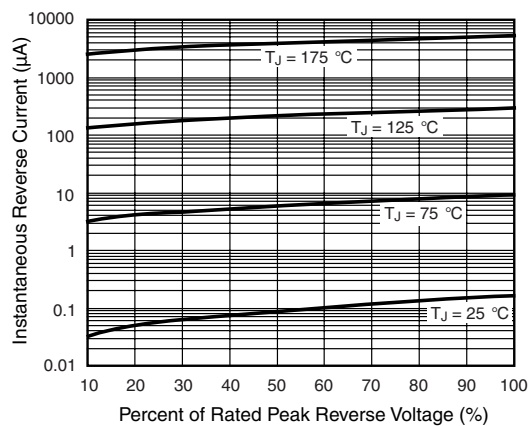


Figure 4. Typical Reverse Characteristics Per Diode

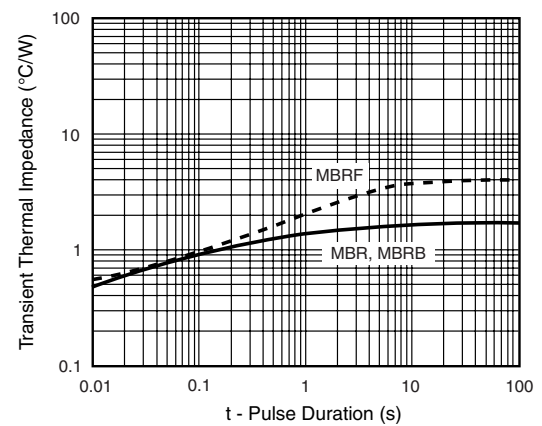


Figure 6. Typical Transient Thermal Impedance Per Diode



Micro Commercial Components

Ordering Information :

Device	Packing
Part Number-BP	Bulk: 1Kpcs/Box

Note : Adding "-HF" suffix for halogen free, eg. Part Number-BP-HF

\*\*\*IMPORTANT NOTICE\*\*\*

Micro Commercial Components Corp. reserves the right to make changes without further notice to any product herein to make corrections, modifications , enhancements , improvements , or other changes . Micro Commercial Components Corp . does not assume any liability arising out of the application or use of any product described herein; neither does it convey any license under its patent rights ,nor the rights of others . The user of products in such applications shall assume all risks of such use and will agree to hold Micro Commercial Components Corp . and all the companies whose products are represented on our website, harmless against all damages.

\*\*\*LIFE SUPPORT\*\*\*

MCC's products are not authorized for use as critical components in life support devices or systems without the express written approval of Micro Commercial Components Corporation.

\*\*\*CUSTOMER AWARENESS\*\*\*

Counterfeiting of semiconductor parts is a growing problem in the industry. Micro Commercial Components (MCC) is taking strong measures to protect ourselves and our customers from the proliferation of counterfeit parts. MCC strongly encourages customers to purchase MCC parts either directly from MCC or from Authorized MCC Distributors who are listed by country on our web page cited below. Products customers buy either from MCC directly or from Authorized MCC Distributors are genuine parts, have full traceability, meet MCC's quality standards for handling and storage. MCC will not provide any warranty coverage or other assistance for parts bought from Unauthorized Sources. MCC is committed to combat this global problem and encourage our customers to do their part in stopping this practice by buying direct or from authorized distributors.