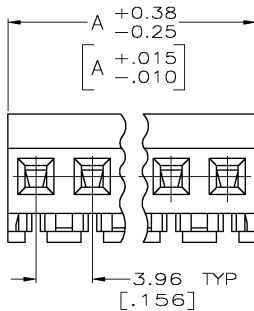
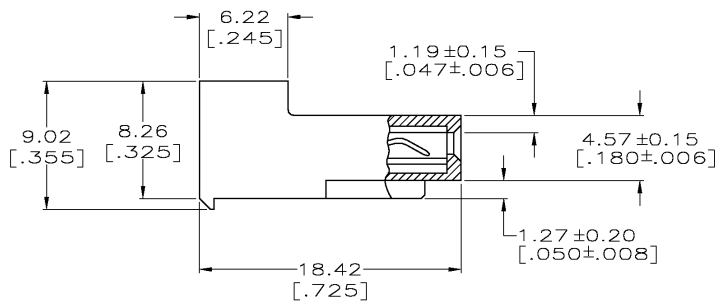
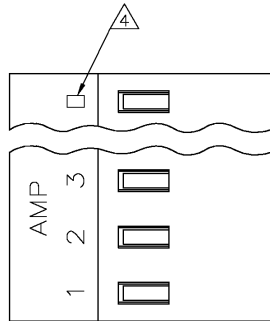


THIS DRAWING IS UNPUBLISHED. RELEASED FOR PUBLICATION  
 © COPYRIGHT BY TYCO ELECTRONICS CORPORATION. ALL RIGHTS RESERVED.

LOC		DIST		REVISIONS			
P	LTR	DESCRIPTION	DATE	DWN	APVD		
P		REV PER ECN 0G3B-039B-03	13AUG03	SC	DB		



1 MATERIAL: CONNECTOR - NYLON UL94-V2 (RED)  
 CONTACTS - 0.30[.012] THICK COPPER ALLOY  
 (BRIGHT TIN-LEAD 0.00203[.000080] MIN. THICK  
 FOR CONTACTS 640433-2 THRU 2-640433-4).  
 (BRIGHT TIN PLATE 0.00305[.000120] MIN. THICK  
 FOR CONTACTS 3-640433-2 THRU 5-640433-4).

- 2. CONTACTS ACCEPT 22 AWG WIRE WITH 2.41[.095] MAX INSULATION DIAMETER.
- 3. CONTACTS MUST ACCEPT 1.14±0.03[.045±.001] SQUARE POST AND REMAIN LOCKED IN POSITION.
- 4 IDENTIFICATION NUMBER FOR LAST CIRCUIT MAY NOT APPEAR ON ALL ASSEMBLIES.
- 5. DIMENSIONS IN BRACKETS ARE IN INCHES.
- 6. HOUSING FEATURES ARE: CLOSED END WITHOUT LOCKING RAMP.

YES	95.10[3.744]	24	5-640433-4
YES	91.13[3.588]	23	5-640433-3
YES	87.17[3.432]	22	5-640433-2
YES	83.21[3.276]	21	5-640433-1
YES	79.25[3.120]	20	5-640433-0
YES	75.29[2.964]	19	4-640433-9
YES	71.32[2.808]	18	4-640433-8
YES	67.36[2.652]	17	4-640433-7
YES	63.40[2.496]	16	4-640433-6
YES	59.44[2.340]	15	4-640433-5
YES	55.47[2.184]	14	4-640433-4
YES	51.51[2.028]	13	4-640433-3
YES	47.55[1.872]	12	4-640433-2
YES	43.59[1.716]	11	4-640433-1
YES	39.62[1.560]	10	4-640433-0
YES	35.66[1.404]	9	3-640433-9
YES	31.70[1.248]	8	3-640433-8
YES	27.74[1.092]	7	3-640433-7
YES	23.77[.936]	6	3-640433-6
YES	19.81[.780]	5	3-640433-5
YES	15.85[.624]	4	3-640433-4
YES	11.89[.468]	3	3-640433-3
YES	7.92[.312]	2	3-640433-2
NO	95.10[3.744]	24	2-640433-4
NO	91.13[3.588]	23	2-640433-3
NO	87.17[3.432]	22	2-640433-2
NO	83.21[3.276]	21	2-640433-1
NO	79.25[3.120]	20	2-640433-0
NO	75.29[2.964]	19	1-640433-9
NO	71.32[2.808]	18	1-640433-8
NO	67.36[2.652]	17	1-640433-7
NO	63.40[2.496]	16	1-640433-6
NO	59.44[2.340]	15	1-640433-5
NO	55.47[2.184]	14	1-640433-4
NO	51.51[2.028]	13	1-640433-3
NO	47.55[1.872]	12	1-640433-2
NO	43.59[1.716]	11	1-640433-1
NO	39.62[1.560]	10	1-640433-0
NO	35.66[1.404]	9	640433-9
NO	31.70[1.248]	8	640433-8
NO	27.74[1.092]	7	640433-7
NO	23.77[.936]	6	640433-6
NO	19.81[.780]	5	640433-5
NO	15.85[.624]	4	640433-4
NO	11.89[.468]	3	640433-3
NO	7.92[.312]	2	640433-2
LEADFREE	DIM A	NO. OF CIRCUITS	PART NO.

THIS DRAWING IS A CONTROLLED DOCUMENT.

DIMENSIONS: INCHES:	TOLEANCES UNLESS OTHERWISE SPECIFIED:	DWN S. CARPENTER 13AUG2003	13AUG2003	<b>Tyco Electronics</b> Tyco Electronics Corporation Harrisburg, PA 17105
0 PLC ±	1 PLC ±	APVD D. BOSSI 13AUG2003	NAME	MTA-156 CONNECTOR ASSEMBLY, 22 AWG, STANDARD
2 PLC ±	3 PLC ± 0.15 [.005]	PRODUCT SPEC	108-1051	APPLICATION SPEC
4 PLC ±	ANGLES ±	114-1020	SIZE	CAGE CODE
MATERIAL	FINISH	WEIGHT	DRAWING NO	RESTRICTED TO
△	△	A2	00779	640433
CUSTOMER DRAWING			SCALE	SHEET
			4:1	1 OF 1



A/C BUSINESS GRP 3323 177-34 BARRY LEWIS