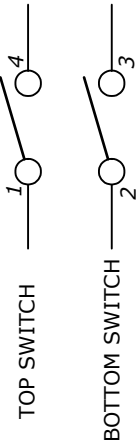


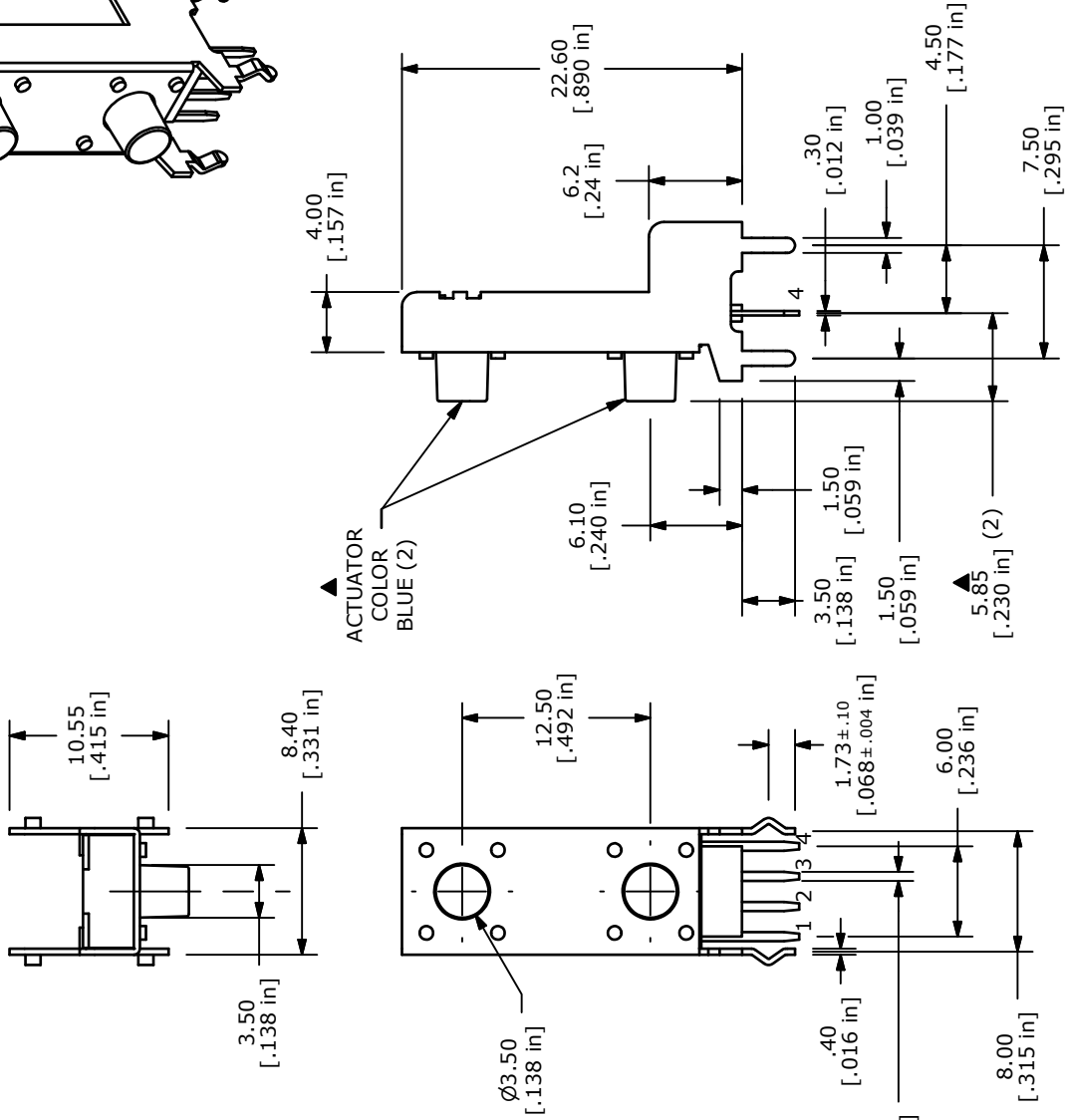
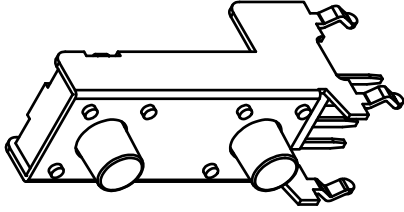
RECOMMENDED PCB LAYOUT



▲ SCHEMATIC

- NOTES:
1. ALL DIMENSIONS IN MM
  2. GENERAL TOLERANCE: X.X=±0.4  
X.XX=±0.25
  3. TERM. NOS. FOR REFERENCE ONLY.
  4. CONTACT RATING: 50mA @12VDC
  5. TRAVEL: 0.25 +0.2/-0.1mm
  6. CONTACT RESISTANCE: 100 Milli-Ohms Max.
  7. OPERATING FORCE: 160 ± 50gf
  - ▲ 8. CONTACT MATERIAL: SILVER
  - ▲ 9. DENOTES CRITICAL PARAMETER.
  - ▲ 10. PACKAGE: TRAY/ 200 PIECES PER
  11. 2002/95/EC (ROHS) COMPLIANT

ISOMETRIC



▲ ACTUATOR  
COLOR  
BLUE (2)



TITLE TL53BF160Q		DRAWING UPDATES / CLEAN-UP		1/11/11		BGL	
SCALE 2:1	DATE 1/11/2011	DR BGL	DWG P010606	REV C			
REV	PCR NO	DESCRIPTION	THE INFORMATION CONTAINED IN THIS DOCUMENT IS PROPRIETARY TO E-SWITCH AND IS NOT TO BE COPIED OR TRANSFERRED				