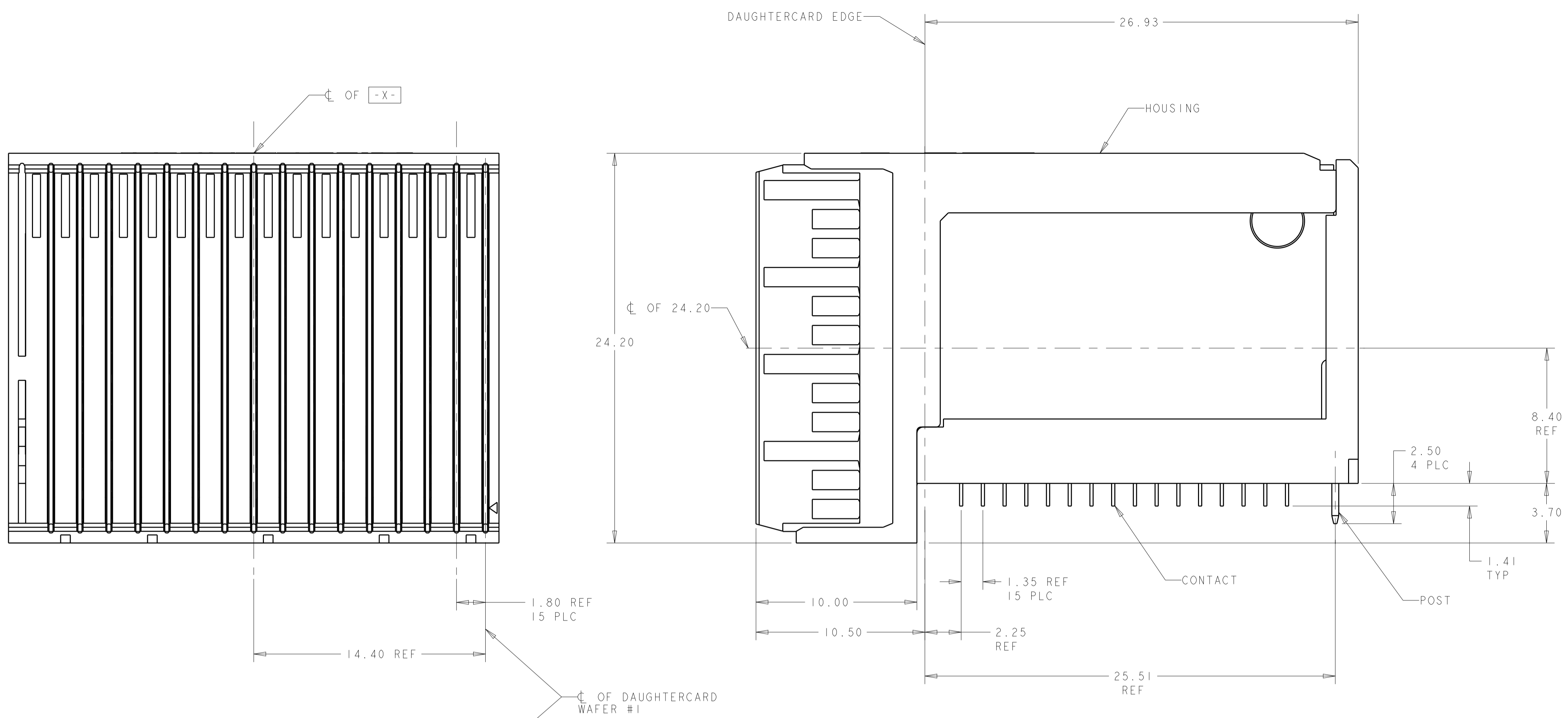


LOC	DIST	REVISIONS					
GP	00	P	LTN	DESCRIPTION	DATE	DWN	APVD
		A1		REVISE PER ECO-13-000917	11FEB2013	KH	RP



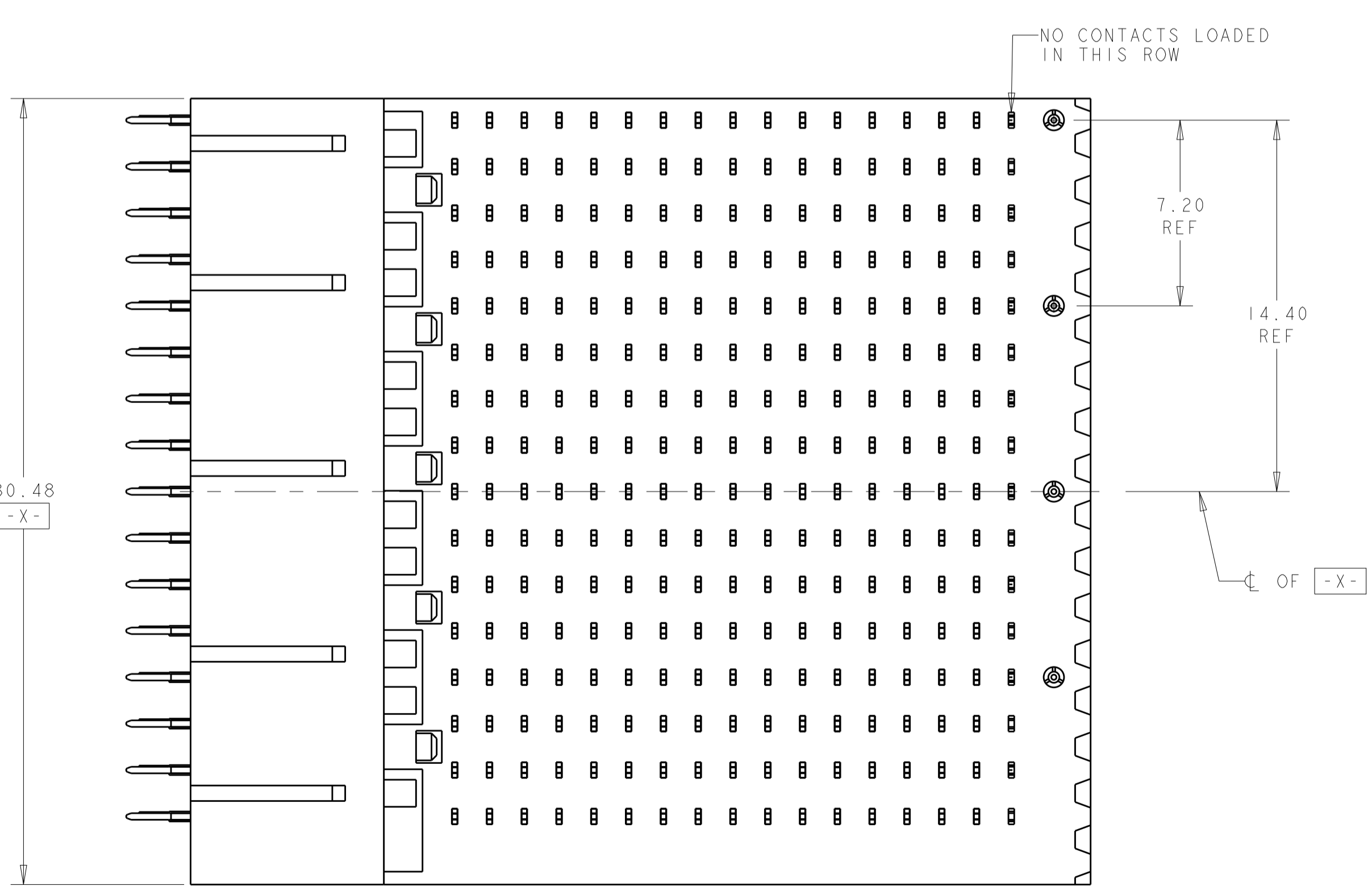
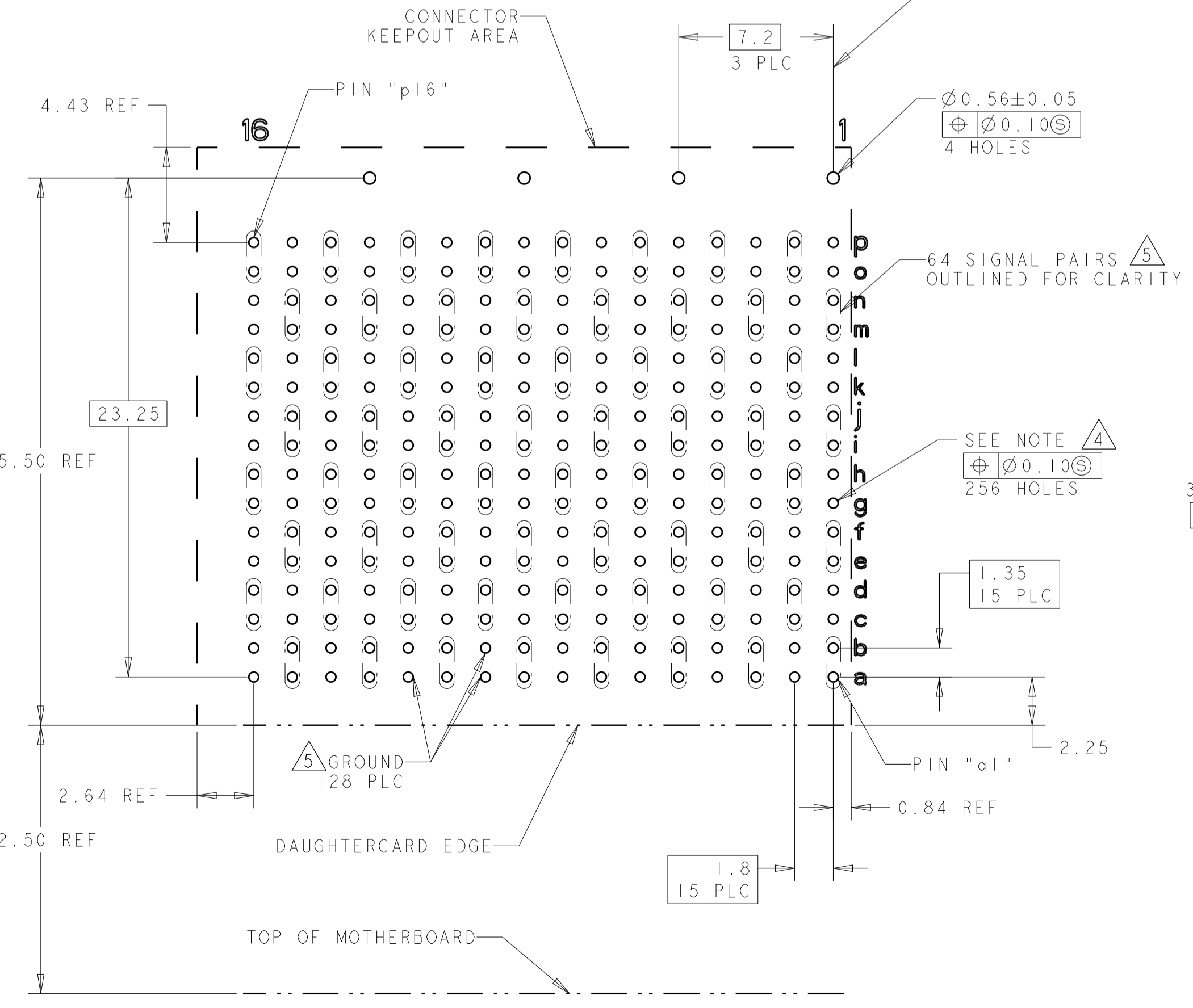
- 1 HOUSING: LCP, UL94V0, COLOR: BLACK.
CONTACT: PHOSPHOR BRONZE.
POST: BRASS WIRE
- 2 CONTACT: 1.27µm MIN. TIN-LEAD ON PCB TAIL
OVER 1.27µm MIN. NICKEL OVER ALL.
POST: 1.27µm MIN NICKEL PLATED.
- 3 CONTACT: 1.27µm MIN. TIN ON PCB TAIL
OVER 1.27µm MIN. NICKEL OVER ALL.
POST: 1.27µm MIN NICKEL PLATED.
- 4 MANUFACTURING TOLERANCE FOR:
Ø0.46±0.05 FINISHED HOLE WITH Sn PB PLATING:
DRILLED HOLE = Ø0.55±0.02
COPPER PLATING = 0.025-0.050
Sn PB PLATING = 0.0038-0.0124
Ø0.475±0.05 FINISHED HOLE WITHOUT Sn PB PLATING:
DRILLED HOLE = Ø0.55±0.02
COPPER PLATING = 0.025-0.050
- 5 SEE TABLE 1 FOR INTERCONNECTIONS TO
BACKPLANE CONNECTOR.
- 6 PART MARKED WITH BOEING P/N 1H15-210PHA.

TABLE 1
INTERCONNECTIONS WITH BACKPLANE CONNECTOR 1410128

TYPICAL INTERCONNECTIONS FOR EACH ODD-NUMBERED COLUMN (WAFER): 1, 3, 5, 7, 9, 11, 13, 15		
CONTACT USAGE	DAUGHTERCARD CONNECTOR PIN	BACKPLANE CONNECTOR PIN
SIGNAL PAIR	ax bx	ax bx
SIGNAL PAIR	ex fx	dx ex
SIGNAL PAIR	ix jx	gx hx
SIGNAL PAIR	mx nx	jx kx
GROUPS	cx, dx, gx, hx, kx, lx, ox, px (ALL COMMONED)	cx, fx, ix, lx

TYPICAL INTERCONNECTIONS FOR EACH EVEN-NUMBERED COLUMN (WAFER): 2, 4, 6, 8, 10, 12, 14, 16		
CONTACT USAGE	DAUGHTERCARD CONNECTOR PIN	BACKPLANE CONNECTOR PIN
SIGNAL PAIR	cx dx	bx cx
SIGNAL PAIR	gx hx	ex fx
SIGNAL PAIR	kx lx	hx ix
SIGNAL PAIR	ox px	kx lx
GROUPS	ax, bx, ex, fx, ix, jx, mx, nx (ALL COMMONED)	ax, dx, gx, jx

NOTE: "x" DESIGNATES THE COLUMN NUMBER.



6	2	1410125-3
	3	1410125-2
	2	1410125-1
		PLATING PART NO

THIS DRAWING IS A CONTROLLED DOCUMENT.

DIMENSIONS:	TOLERANCES UNLESS OTHERWISE SPECIFIED:	DWN	03SEP2002
mm	0 PLC ±0.5 2 PLC ±0.13 3 PLC ±0.13 4 PLC ±0.13 ANGLES ±1°	CHK	03SEP2002
MATERIAL	FINISH	APVD	J.CONSOLO
	SEE TABLE	DATE	13MAR2006
		PRODUCT SPEC	108-2072
		APPLICATION SPEC	114-13056
		WEIGHT	
		CUSTOMER DRAWING	

RIGHT-ANGLE PLUG ASSEMBLY, RIGHT END, 25.4mm, MultiGig RT2, DIFFERENTIAL, DAUGHTERCARD CONNECTOR

SCALE 6:1 SHEET 1 OF 1 REV A1