

Distribution block - PTFIX 12X1,5 PK - 3002789

Please be informed that the data shown in this PDF Document is generated from our Online Catalog. Please find the complete data in the user's documentation. Our General Terms of Use for Downloads are valid (<http://phoenixcontact.com/download>)




Distribution block, internally jumpered, nom. voltage: 450 V, nominal current: 17.5 A, connection method: Push-in connection, number of connections: 12, cross section: 0.14 mm² - 1.5 mm², AWG: 26 - 16, width: 25.2 mm, height: 17.6 mm, color: pink, mounting type: Direct mounting with flange

Why buy this product

- Space-saving, thanks to the compact design
- Flexible use, thanks to direct mounting with flange covers from accessories
- Space-saving potential distribution, thanks to compact micro potential distributors
- Convenient test options, thanks to test openings at every terminal point
- Clear arrangement thanks to marking of all terminal points

Key Commercial Data

Packing unit	20 STK
GTIN	 4 055626 432687
GTIN	4055626432687

Technical data

General

Note	Notes on operation The blocks can be bridged with one another via the conductor shaft. For corresponding plug-in bridges, see accessories
Number of levels	1
Number of connections	12
Potentials	1
Nominal cross section	1.5 mm ²
Color	pink
Insulating material	PA
Flammability rating according to UL 94	V0
Rated surge voltage	6 kV
Degree of pollution	3
Overvoltage category	III

Distribution block - PTFIX 12X1,5 PK - 3002789

Technical data

General

Insulating material group	I
Maximum power dissipation for nominal condition	0.56 W
Ambient temperature (operation)	-60 °C ... 130 °C
Maximum load current	17.5 A
Nominal current I_N	17.5 A
Nominal voltage U_N	450 V
Open side panel	No
Shock protection test specification	DIN EN 50274 (VDE 0660-514):2002-11
Back of the hand protection	guaranteed
Finger protection	guaranteed
Result of thermal test	Test passed
Proof of thermal characteristics (needle flame) effective duration	30 s
Relative insulation material temperature index (Elec., UL 746 B)	130 °C
Temperature index of insulation material (DIN EN 60216-1 (VDE 0304-21))	130 °C
Static insulating material application in cold	-60 °C
Behavior in fire for rail vehicles (DIN 5510-2)	Test passed
Flame test method (DIN EN 60695-11-10)	V0
Oxygen index (DIN EN ISO 4589-2)	>32 %
NF F16-101, NF F10-102 Class I	2
NF F16-101, NF F10-102 Class F	2
Surface flammability NFPA 130 (ASTM E 162)	passed
Specific optical density of smoke NFPA 130 (ASTM E 662)	passed
Smoke gas toxicity NFPA 130 (SMP 800C)	passed
Calorimetric heat release NFPA 130 (ASTM E 1354)	28 MJ/kg
Fire protection for rail vehicles (DIN EN 45545-2) R22	HL 1 - HL 3
Fire protection for rail vehicles (DIN EN 45545-2) R23	HL 1 - HL 3
Fire protection for rail vehicles (DIN EN 45545-2) R24	HL 1 - HL 3
Fire protection for rail vehicles (DIN EN 45545-2) R26	HL 1 - HL 3

Dimensions

Width	25.2 mm
Length	21 mm
Height	17.6 mm

Connection data

Connection method	Push-in connection
Connection in acc. with standard	IEC 60998-2-2
Conductor cross section solid min.	0.14 mm ²
Conductor cross section solid max.	1.5 mm ²
Conductor cross section AWG min.	26
Conductor cross section AWG max.	16

Distribution block - PTFIX 12X1,5 PK - 3002789

Technical data

Connection data

Conductor cross section flexible min.	0.14 mm ²
Conductor cross section flexible max.	1.5 mm ²
Min. AWG conductor cross section, flexible	26
Max. AWG conductor cross section, flexible	16
Conductor cross section flexible, with ferrule without plastic sleeve min.	0.25 mm ²
Conductor cross section flexible, with ferrule without plastic sleeve max.	1.5 mm ²
Conductor cross section flexible, with ferrule with plastic sleeve min.	0.25 mm ²
Conductor cross section flexible, with ferrule with plastic sleeve max.	1.5 mm ²
Stripping length	8 mm ... 10 mm
Internal cylindrical gage	A1 / B1

Standards and Regulations

Connection in acc. with standard	IEC 60998-2-2
Flammability rating according to UL 94	V0
Fire protection for rail vehicles (DIN EN 45545-2) R22	HL 1 - HL 3 HL 1 - HL 3 HL 1 - HL 3 HL 1 - HL 3
Fire protection for rail vehicles (DIN EN 45545-2) R23	HL 1 - HL 3 HL 1 - HL 3 HL 1 - HL 3 HL 1 - HL 3
Fire protection for rail vehicles (DIN EN 45545-2) R24	HL 1 - HL 3 HL 1 - HL 3 HL 1 - HL 3 HL 1 - HL 3
Fire protection for rail vehicles (DIN EN 45545-2) R26	HL 1 - HL 3 HL 1 - HL 3 HL 1 - HL 3 HL 1 - HL 3

Environmental Product Compliance

China RoHS	Environmentally friendly use period: unlimited = EFUP-e
	No hazardous substances above threshold values

Drawings

Circuit diagram



Approvals

Approvals

Approvals


CSA / UL Recognized / cUL Recognized / cULus Recognized


Ex Approvals


Approval details

Distribution block - PTFIX 12X1,5 PK - 3002789

Approvals

CSA		http://www.csagroup.org/services-industries/product-listing/	13631
	D	B	C
Nominal voltage UN	150 V	300 V	300 V
Nominal current IN	15 A	15 A	15 A
mm ² /AWG/kcmil	26-14	26-14	26-14

UL Recognized		http://database.ul.com/cgi-bin/XYV/template/LISEXT/1FRAME/index.htm	FILE E 60425
	D	B	C
Nominal voltage UN	150 V	300 V	300 V
Nominal current IN	15 A	15 A	15 A
mm ² /AWG/kcmil	26-14	26-14	26-14

cUL Recognized		http://database.ul.com/cgi-bin/XYV/template/LISEXT/1FRAME/index.htm	FILE E 60425
	D	B	C
Nominal voltage UN	150 V	300 V	300 V
Nominal current IN	15 A	15 A	15 A
mm ² /AWG/kcmil	26-14	26-14	26-14

cULus Recognized		http://database.ul.com/cgi-bin/XYV/template/LISEXT/1FRAME/index.htm
------------------	---	---

Phoenix Contact 2018 © - all rights reserved
<http://www.phoenixcontact.com>

PHOENIX CONTACT GmbH & Co. KG
 Flachsmarktstr. 8
 32825 Blomberg
 Germany
 Tel. +49 5235 300
 Fax +49 5235 3 41200
<http://www.phoenixcontact.com>