DRAWING MADE IN THIRD ANGLE PROJECTION

/home/us016926/DMTECmod

PART NUMBER	REV	FIRST USED
680329-1	B	122500-1
680329-2	B	565435-5

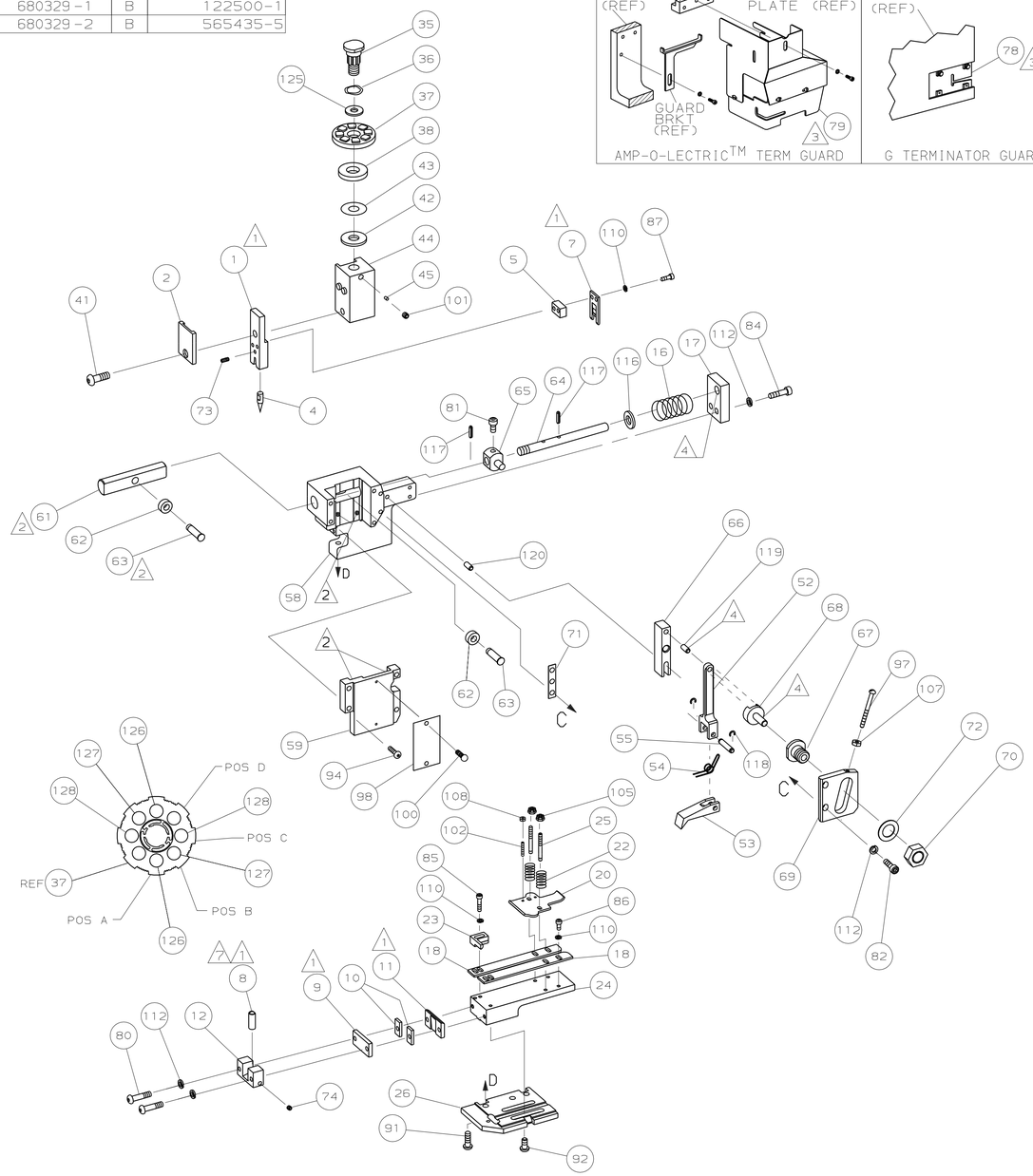

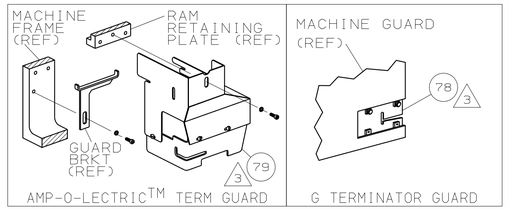

TERMINAL NAME: CROWN CRIMP EYELET △5

60238-1
60239-1

CRIMPING DATA

PAD LTR	CRIMP HEIGHT	WIRE SIZE
A	.057 ±.002 [1.45 ±0.05mm]	14
B	.053 ±.002 [1.35 ±0.05mm]	16
C	.050 ±.002 [1.27 ±0.05mm]	18
D	NOT	USED

CRIMP	SIZE	TYPE	RANGE
.348 O.D.	#8	CROWN	18-14
.155 I.D.	#6	CROWN	-

WIRE STRIP LENGTH	TERM APPL SPEC	FEED	APPL INSTRUCTION	SET UP GAGE	LAYOUT
-	NONE	.496	408-8039	458638-1	-

	-2	-1	U/M	DWG SIZE	PART NO	DESCRIPTION	ITEM NO
							129
	2	2	-	C	1-354778-9	PIN, WIRE DISC (.2590)C	128
	2	2	-	C	1-354778-7	PIN, WIRE DISC (.2580)B	127
	2	2	-	C	2-354778-5	PIN, WIRE DISC (.2620)A	126
	1	1	-	A	986950-1	WASHER, FLAT PRECISION	125
	1	1	-	A	217238-1	GENERAL INSTRUCTION PACKAGE	124
	1	1	-	-	4088039	EF APPL INST 408-8039	123
							122
							121
	1	1	-	A	1-21030-7	PIN,DOWEL(ø.187x1.50)HSG	120
	1	1	-	A	1-21030-1	PIN,DOWEL(ø.187x.50)LEVER	119
	2	2	-	A	21045-3	RING,RET"C"(ø.187)FD PIN	118
	2	2	-	A	5-21028-1	PIN,STD SPRING(ø.12)FD ADJ ROD	117
	1	1	-	A	21899-4	WASHER,FLAT(ø5/16)SCR ADJ	116
							115
							114
							113
	6	6	-	A	21024-5	WASHER,LOCK(NO.10)FD ROD GDE	112
							111
	7	7	-	A	21024-4	WASHER,LOCK(NO.8)SHEAR BL	110
							109
	2	2	-	A	21018-4	NUT,HEX(4-40)DRAG	108
	1	1	-	A	21018-5	NUT,HEX(6-32)FD ADJ PL	107
							106
	2	2	-	A	21022-2	NUT,HEX SL(8-32)DRAG STUD	105
							104
							103
	2	2	-	A	2-21006-6	SCR,SKT SET(4-40x.62)DRAG	102
							101
	2	2	-	A	21017-2	SCR,DRIVE(#2x.19)ID PLATE	100
	1	1	-	A	1-21002-7	SCR,BHC(6-32x.38)CAM	99
	1	1	-	B	461264-1	PLATE, IDENTIFICATION	98
	1	1	-	A	6-23715-5	SCR,PAN HD(6-32x1.50)FEED ADJ	97
							96
							95
	4	4	-	A	2-21002-9	SCR,BHC(10-32x.75)HSG CAP	94
	1	1	-	A	22733-8	SCR,BHC(8-32x.38 LW)ANVIL	93
	4	4	-	A	3-21002-3	SCR,BHC(1/4-20x.50)ST GD PL	92
	3	3	-	A	2-22733-8	SCR,BHC(1/4-20x.62)BASE PL	91
							90
							89
							88
	2	2	-	A	2-21000-8	SCR,SHC(8-32x.62)SLUG BLADE	87
	3	3	-	A	2-21000-6	SCR,SHC(8-32x.38)STRIP GUIDE	86
	2	2	-	A	2-21000-9	SCR,SHC(8-32x.75)R STRIP GUIDE	85
	2	2	-	A	3-21000-7	SCR,SHC(10-32x.75)FEED ROD GDE	84
							83
	2	2	-	A	3-21000-6	SCR,SHC(10-32x.62)FEED ADJ PL	82
	1	1	-	A	3-21000-4	SCR,SHC(10-32x.38)PIVOT BLOCK	81
	2	2	-	A	4-21000-0	SCR,SHC(10-32x1.25)SHEAR PL	80
△3	REF	-	-	A	455745-1	GUARD, WINDOW	79
△6 △3	-	REF	-	A	679532-1	INSERT, GUARD	78
							77
							76
							75
	1	1	-	A	4-21008-0	SCR,SKT SET(8-32x.38)	74
	1	1	-	A	5-21008-0	SCR,SKT SET(10-32x.25)	73
	1	1	-	A	458109-1	WASHER, FLAT (SPECIAL)	72
	1	1	-	A	690517-1	SPACER	71

QTY REQD PER ASSY — PARTS LIST

	-2	-1	U/M	DWG SIZE	PART NO	DESCRIPTION	ITEM NO
	-1	LEADMAKER & BENCH MODEL G			MECH POST FEED		
	-2	BENCH MODEL K			MECH POST FEED		
	1	1	-	A	22594-8	NUT, HEX	70
	1	1	-	B	240628-1	PLATE, ADJ	69
	1	1	-	B	240626-1	SHAFT, PIVOT	68
	1	1	-	B	240633-1	BUSHING	67
	1	1	-	A	455680-1	LEVER, INTERMEDIATE	66
	1	1	-	B	240629-1	BLOCK, PIVOT	65
	1	1	-	A	240632-2	SCR, ADJ	64
	1	1	-	B	240659-3	PIN, CAM ROLLER	63
	1	1	-	B	240658-1	CAM, ROLLER	62
	1	1	-	B	454398-1	ROD, FEED	61
							60
	1	1	-	C	454220-1	CAP, RAM	59
	1	1	-	D	453736-1	HOUSING	58
							57
							56
	1	1	-	B	240624-1	PIN, FEED FINGER	55
	1	1	-	B	691499-1	SPRING, FEED FINGER	54
	1	1	-	B	240635-1	FINGER, FEED	53
	1	1	-	B	240634-1	LEVER, TERMINAL	52
							51
							50
							49
	1	-	-	B	690501-3	CAM, POST FEED 1 1/8 ST	48
	-	1	-	B	690501-4	CAM, POST-FEED 1 5/8 ST	47
							46
	1	1	-	A	690191-1	PLUG, NYLON	45
	1	1	-	C	356626-1	RAM	44
	1	1	-	A	690125-1	WASHER, LAMINATED	43
	1	1	-	A	690124-1	WASHER, RAM	42
	1	1	-	A	7-21002-9	BOLT, CRIMPER(5/16-24x1.00)	41
							40
							39
	1	1	-	A	690223-2	SPACER, INSULATION DISC	38
	1	1	-	D	354777-1	WIRE DISC, PLASTIC	37
	1	1	-	A	22480-5	WASHER, SPRING	36
	1	1	-	B	690212-1	POST, RAM	35
							34
							33
							32
							31
							30
							29
							28
							27
	1	1	-	C	356639-1	PLATE, BASE	26
	2	2	-	A	22354-8	DRAG, STUD	25
	1	1	-	B	455678-6	PLATE, STRIP GUIDE	24
	1	1	-	C	240825-4	PLATE, STRIP HOLD DOWN	23
	2	2	-	A	4-22281-1	SPRING, DRAG	22
							21
	1	1	-	A	454177-1	DRAG, STOCK	20
							19
	2	2	-	C	454204-3	GUIDE, STRIP (FRONT)	18
	1	1	-	A	454178-1	GUIDE, FEED ROD	17
	1	1	-	A	4-22284-9	SPRING, FEED RETURN	16
							15
							14
							13
	1	1	-	B	693079-2	HOLDER, ANVIL	12
△1	1	1	-	B	240833-2	PLATE, REAR SHEAR	11
	2	2	-	C	1-240645-1	SPACER, SHEAR PLATE	10
△1	1	1	-	B	693080-1	PLATE, FRONT SHEAR	9
△7 △1	1	1	-	D	460474-3	ANVIL	8
△1	1	1	-	B	240651-8	BLADE, SLUG	7
							6
	1	1	-	C	6-240641-6	SPACER, SLUG BLADE	5
△1	1	1	-	B	693077-3	PIN, SEPERATING	4
							3
	1	1	-	B	356634-1	CAP, TOOL	2
△1	1	1	-	C	693076-2	CRIMPER, CROWN	1

QTY REQD PER ASSY — PARTS LIST

REVISION OF EACH ASSY NO (WHEN BLANK, USE DWG REVISION)

△1 RECOMMENDED SPARE PARTS.

△2 GREASE LIGHTLY.

△3 GUARD MUST BE IN PLACE WHEN OPERATING APPLICATOR IN A BENCH MACHINE.

△4 LUBRICATE DAILY USING NO. 20 MACHINE OIL.

△5 THIS APPLICATOR SIZES A ø.155 STUD HOLE.

△6 ITEM 78 USED WITH G TERMINATOR ONLY.

△7 MOUNT SHEAR ANVIL WITH FLAT TOWARD FRONT SHEAR PLATE (ITEM 9).

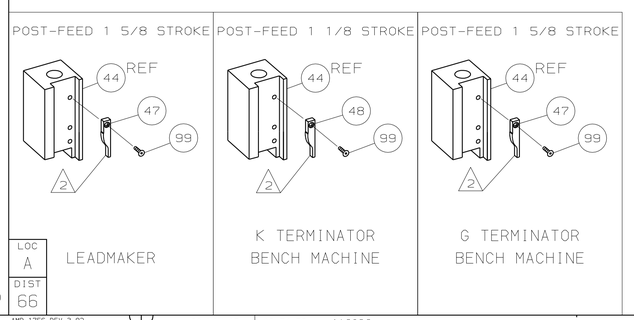

P	F	LTR	REVISION RECORD	APP	DATE
		B1	ECR-05-016770	TE	11-05
		B	0150-7346-96	TB	10-96
		A	REVISED	CE	9-96

DIMENSIONS IN INCHES.
DO NOT SCALE PRINT.
TOLERANCES UNLESS OTHERWISE SPECIFIED:
2 PLC DEC ±-
3 PLC DEC ±-
4 PLC DEC ±-
ANGLES ± -
SURF TEXTURE: √
REMOVE BURRS, BREAK SHARP EDGES R.015 MAX

MATL - HT TR - FIN -

DR R.O.WILSON 7-1-96 APP 7-9-96 T ELBIN
CHK 7-8-96 C ERISMAN REL 10/14/96 B. MORGAN

AMP Incorporated Harrisburg, PA 17105-3608

NAME END FEED HDM APPLICATOR — MACHINE REF MINI APPL

SCALE - D DWG NO 680329 SHEET 1 OF 1 REV B1

CAGE CODE 00779 — CUSTOMER AND ASSEMBLY DRAWING — RESTRICTED TO

LOC A DIST 66

THIS DRAWING IS UNPUBLISHED. © COPYRIGHT 19 BY AMP INCORPORATED. ALL RIGHTS RESERVED. RELEASED FOR PUBLICATION: ,19

THIS DRAWING IS A CONTROLLED DOCUMENT.