

4

3



2

1

NOTES:

1. THIS INSERT IS DESIGNED FOR USE IN RAYCHEM CONNECTOR HOUSINGS MTC100-YH1-001, -002, -003, -004. (SEE RAYCHEM INFORMATION DRAWING D-659-0100 AND HOUSING SPECIFICATION CONTROL DRAWINGS FOR FURTHER DETAILS).
2. PART DESCRIBED HEREON IS SUPPLIED AS SHOWN. IF CONTACTS, SEALING PLUGS, AND TOOLS ARE DESIRED, THE FOLLOWING MODIFICATION NUMBER IS TO BE ADDED TO THE PART NUMBER:

MOD NO.	DESCRIPTION
022	WITH CONTACTS AND SEALING PLUGS
023	WITH CONTACTS, SEALING PLUGS AND TOOL

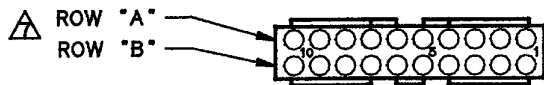
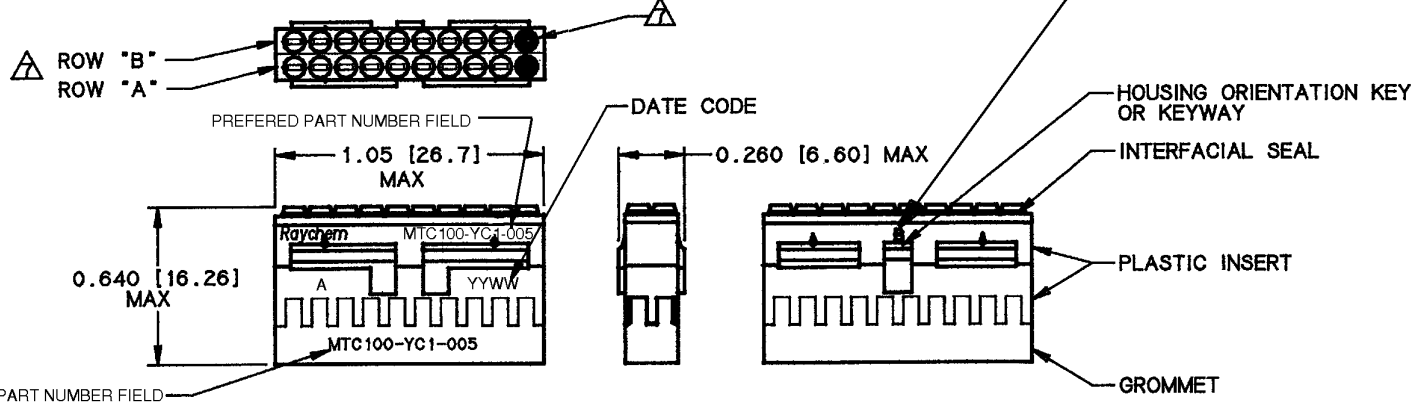
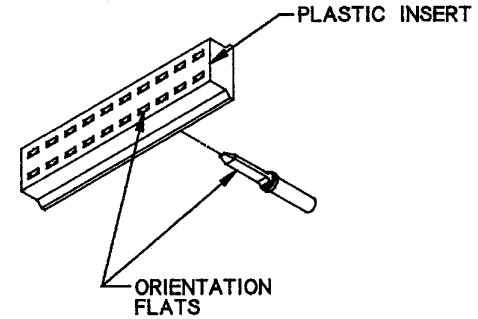
REFERENCE RAYCHEM INFORMATION DRAWING D-659-0100 FOR CRIMP TOOLS OR ADDITIONAL CONTACTS, SEALING PLUGS OR TOOLS.

3. GROMMET DESIGNED TO SEAL ON WIRES HAVING AN INSULATION DIAMETER OF 0.030 TO 0.065.
4. PERFORMANCE: THIS PRODUCT IS DESIGNED TO MEET THE APPLICABLE REQUIREMENTS OF RAYCHEM SPECIFICATION D-6014.
5. MATERIALS:

A) PLASTIC INSERT	HIGH GRADE POLYARYLENE THERMOPLASTIC
B) GROMMET	FLUOROSILICONE PER MIL-R-25988
C) INTERFACIAL SEAL (2)	FLUOROSILICONE PER MIL-R-25988
D) RETENTION CLIPS (20) (INSIDE PLASTIC INSERT)	BERYLLIUM COPPER 172 PER QQ-C-533
6. CONFIGURATION CONTROL PER ES 71001 APPLIES.

△ NUMBER ONE (1) CAVITIES ARE MARKED IN CONTRASTING COLOR. ROWS "A" AND "B" ARE AN INTEGRAL PART OF THE INSERT. ROWS "A" AND "B" ARE IDENTIFIED ON THE SIDE OF THE INSERT AS "A" AND "B". "B" SIDE MARKING OPTIONAL.

REVISIONS			
LTR	DESCRIPTION	DATE	APPROVED
B	REVISED PER ECN #T-013349	29 Nov 20	JJ
C	REVISE PER DCR# T-29702	10/10/2001	M.HIGGY



SPECIFICATION CONTROL DRAWING

UNLESS OTHERWISE SPECIFIED DIMENSIONS ARE IN INCHES. METRIC DIMENSIONS ARE IN BRACKETS.	DRAWN	LUTTICKEN	88JUL08	TYCO/ELECTRONICS/RAYCHEM WIRE AND HARNESSING PRODUCTS 307 CONSTITUTION DRIVE MENLO PARK, CALIFORNIA 94025
	CHECKED	HAWKINGS	88JUL10	
	APPROVED	J.BLAIR	88JUL14	
	APPROVED	J.CAMERON	88JUL14	
DECIMALS .XXX ± .XX ±	(mm)	(mm)		TITLE INSERT, PIN, 20 CAVITY, SIZE 22-20 REMOVABLE CONTACT 1" CONNECTOR
ANGLES .X ±				MTC100 SERIES
WEIGHT 0.0049 lbs [2.223 g] MAX	THIRD ANGLE PROJECTION	CAD NAME	T29702.TIF	SIZE C
				CODE IDENT. NO. 06090
				DWG. NO. MTC100-YC1-005
				REV C
				DO NOT SCALE THIS DRAWING
				SHEET 1 OF 1

If this document is printed it becomes uncontrolled.
Check with the web for latest revision.

4

3



2

MTC100-YC1-005

A