


## Fiberglass-Reinforced, Phase Change Thermal Interface Material

### Features and Benefits

- Thermal impedance: 0.37°C-in<sup>2</sup>/W (@25 psi)
- Can be applied directly to a cold heat sink
- One side adhesive-coated to aid in positioning
- Fiberglass reinforced

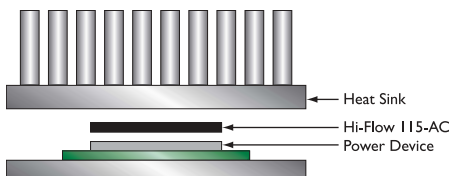


Bergquist Hi-Flow I15-AC is a thermally conductive fiber reinforced phase change material. The product consists of a thermally conductive 65°C phase change compound coated on a fiberglass web, and an adhesive coating on one side for attachment to a cold heat sink. There is no need to preheat the heat sink to apply the Hi-Flow I15-AC.

Hi-Flow I15-AC is designed as a thermal interface material between a computer processor and a heat sink. The pressure sensitive adhesive makes it simple to apply in high volume to heat sinks and the 65°C phase change temperature eliminates shipping and handling problems.

Hi-Flow I15-AC requires no protective liner for shipping or handling. The Hi-Flow coating has excellent handling characteristics at room temperature, and can withstand the handling and shipping process without protection.

Hi-Flow I15-AC handles like a Sil Pad at room temperature and flows like high-quality grease at elevated temperatures.



### TYPICAL PROPERTIES OF HI-FLOW I15-AC

PROPERTY	IMPERIAL VALUE	METRIC VALUE	TEST METHOD			
Color	Gray	Gray	Visual			
Reinforcement Carrier	Fiberglass	Fiberglass	—			
Thickness (inch) / (mm)	0.0055	0.139	ASTM D374			
Elongation (%45° to Warp and Fill)	40	40	ASTM D882A			
Tensile Strength (psi) / (MPa)	900	6	ASTM D882A			
Continuous Use Temp (°F) / (°C)	302	150	—			
Phase Change Temp (°F) / (°C)	149	65	ASTM D3418			
<b>ELECTRICAL</b>						
Dielectric Breakdown Voltage (Vac)	300	300	ASTM D149			
Dielectric Constant (1000 Hz)	3.5	3.5	ASTM D150			
Volume Resistivity (Ohm-meter)	10 <sup>10</sup>	10 <sup>10</sup>	ASTM D257			
Flame Rating	V-O	V-O	U.L. 94			
<b>THERMAL</b>						
Thermal Conductivity (W/m-K) (1)	0.8	0.8	ASTM D5470			
<b>THERMAL PERFORMANCE vs PRESSURE</b>						
	Pressure (psi)	10	25	50	100	200
TO-220 Thermal Performance (°C/W)		1.28	1.16	1.04	0.94	0.85
Thermal Impedance (°C-in <sup>2</sup> /W) (2)		0.44	0.37	0.35	0.27	0.15

1) This is the measured thermal conductivity of the Hi-Flow coating. It represents one conducting layer in a three-layer laminate. The Hi-Flow coatings are phase change compounds. These layers will respond to heat and pressure induced stresses. The overall conductivity of the material in post-phase change, thin film products is highly dependent upon the heat and pressure applied. This characteristic is not accounted for in ASTM D5470. Please contact Bergquist Product Management if additional specifications are required.  
 2) The ASTM D5470 (Bergquist modified) test fixture was used and the test sample was conditioned at 70°C prior to test. The recorded value includes interfacial thermal resistance. These values are provided for reference only. Actual application performance is directly related to the surface roughness, flatness and pressure applied.

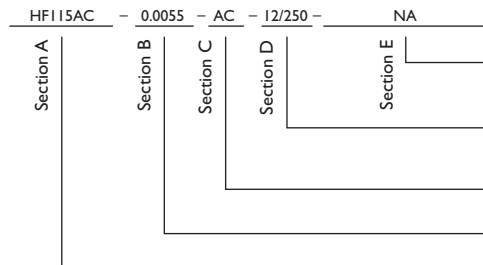
### Typical Applications Include:

- Computer and peripherals
- As a thermal interface where bare die is exposed and needs to be heat sunked

### Configurations Available:

- Sheet form, die-cut parts, and roll form
- With pressure sensitive adhesive

### Building a Part Number



### Standard Options

◀ example  
 NA = Selected standard option. If not selecting a standard option, insert company name, drawing number, and revision level.  
 I2I2 = Standard configuration dash number, I2I2 = 12" x 12" sheets, I2/250 = 12" x 250" rolls, or 00 = custom configuration  
 AC = Adhesive, one side  
 00 = No adhesive  
 Standard thicknesses available: 0.0055"  
 HF I15AC = Hi-Flow I15-AC Phase Change Material

Note: To build a part number, visit our website at [www.bergquistcompany.com](http://www.bergquistcompany.com).

Hi-Flow®: U.S. Patents 6,197,859 and 5,950,066.



[www.bergquistcompany.com](http://www.bergquistcompany.com)

The Bergquist Company - North American Headquarters  
 18930 West 78th Street  
 Chanhassen, MN 55317  
 Phone: 800-347-4572  
 Fax: 952-835-0430

The Bergquist Company - Europe  
 Bramenberg 9a, 3755 BT Eemnes  
 Netherlands  
 Phone: 31-35-5380684  
 Fax: 31-35-5380295

The Bergquist Company - China  
 Rm. 7C, Aih Mansion  
 No. 629 Ling Ling Road  
 Shanghai, China 200030  
 Ph: 86-21-6464-2206  
 Fax: 86-21-6464-2209

All statements, technical information and recommendations herein are based on tests we believe to be reliable, and THE FOLLOWING IS MADE IN LIEU OF ALL WARRANTIES, EXPRESSED OR IMPLIED, INCLUDING THE IMPLIED WARRANTIES OF MARKETABILITY AND FITNESS FOR PURPOSE. Sellers' and manufacturers' only obligation shall be to replace such quantity of the product proved to be defective. Before using, user shall determine the suitability of the product for its intended use, and the user assumes all risks and liability whatsoever in connection therewith. NEITHER SELLER NOR MANUFACTURER SHALL BE LIABLE EITHER IN TORT OR IN CONTRACT FOR ANY LOSS OR DAMAGE, DIRECT, INCIDENTAL OR CONSEQUENTIAL, INCLUDING LOSS OF PROFITS OR REVENUE ARISING OUT OF THE USE OR THE INABILITY TO USE A PRODUCT. No statement, purchase order or recommendations by seller or purchaser not contained herein shall have any force or effect unless in an agreement signed by the officers of the seller and manufacturer.  
 PDS\_10084\_HF\_I15AC\_0305