

## Device connector, front mounting - ST-17P1N8AA400S - 1620441

Please be informed that the data shown in this PDF Document is generated from our Online Catalog. Please find the complete data in the user's documentation. Our General Terms of Use for Downloads are valid (<http://phoenixcontact.com/download>)



Device connector, front mounting, angled rotatable, SPEEDCON locking, M17, Number of positions: 17, Type of contact: Male connector, Crimp connection, Axial O-ring, 4xØ2,7, shielded: yes, Flange dimensions: 25.75 mm x 25.75 mm

The figure shows the 8-pos. product version

### Product Features

- Easy connection, thanks to infinitely adjustable cable outlet direction up to 310°
- Consistent EMC protection for reliable connection solutions in the industrial environment
- Crimping connection: vibration- and temperature-resistant assembly



### Key Commercial Data

Packing unit	1 pc
Custom tariff number	85366990
Country of origin	Germany

### Technical data

#### General

Note	Order information: Order 17 x 0.6 mm crimp contacts separately
Type of locking	SPEEDCON locking
Direction of rotation of contact chamber numbering	Standard
Coding	N
Contact connection method	Crimp connection
Type of contacts	Male connector
Number of positions	17
Nominal current per power contact at 25°C	3.6 A
Pg housing screw connection	none
Mounting type	4xØ2,7

#### Ambient conditions

## Device connector, front mounting - ST-17P1N8AA400S - 1620441

### Technical data

#### Ambient conditions

Ambient temperature	-40 °C ... 125 °C
Degree of protection	IP67

#### Specifications according to DIN EN 61984:2001

Installation height max.	3000 m
Nominal / operating voltage of power contacts	60 V
Rated surge voltage of power contacts	1.5 kV
Overvoltage category of power contacts	II
Degree of pollution of power contacts	3

### Classifications

#### eCl@ss

eCl@ss 4.0	272607xx
eCl@ss 4.1	27260701
eCl@ss 5.0	27143424
eCl@ss 5.1	27143424
eCl@ss 6.0	27143424
eCl@ss 7.0	27440209
eCl@ss 8.0	27440103
eCl@ss 9.0	27440102

#### ETIM

ETIM 3.0	EC001121
ETIM 4.0	EC002635
ETIM 5.0	EC002061

#### UNSPSC

UNSPSC 6.01	43172015
UNSPSC 7.0901	43201404
UNSPSC 11	43172015
UNSPSC 12.01	43201404
UNSPSC 13.2	43201404

### Approvals

#### Approvals

# Device connector, front mounting - ST-17P1N8AA400S - 1620441

## Approvals

Approvals

UL Recognized / cUL Recognized / EAC / cULus Recognized

---


Ex Approvals


---

Approvals submitted

---

## Approval details

UL Recognized 	
mm <sup>2</sup> /AWG/kcmil	0.14-0.6
Nominal current I <sub>N</sub>	1 A
Nominal voltage U <sub>N</sub>	60 V

cUL Recognized 	
mm <sup>2</sup> /AWG/kcmil	0.14-0.6
Nominal current I <sub>N</sub>	1 A
Nominal voltage U <sub>N</sub>	60 V

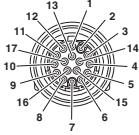
EAC
-----

cULus Recognized 
--

## Drawings

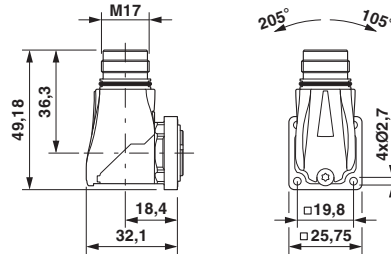
# Device connector, front mounting - ST-17P1N8AA400S - 1620441

Schematic diagram



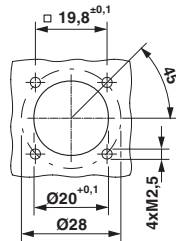
Connector pin assignment

Dimensional drawing



Dimensional drawing

Dimensional drawing



Drill holes