

FG11X7R1E475KNT06



Application

Commercial Grade

Series

FG11



Dimensions

L 5.5mm Max.
 W 7mm Max.
 T 4mm Max.
 F 2.5mm +0.5,-0.2mm
 d 0.5mm +0.1,-0.03mm

Temperature Characteristic

-55 to 125°C +/-15%

Rated Voltage

25Vdc

Capacitance

4.7µF

Capacitance Tolerance

+/-10%

Dissipation Factor

3% Max.

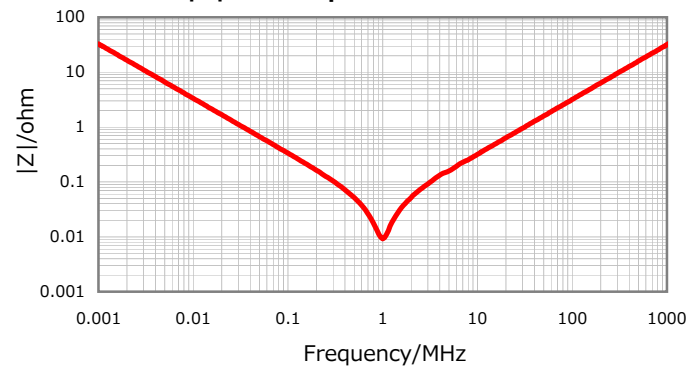
Insulation Resistance

106Mohm Min.

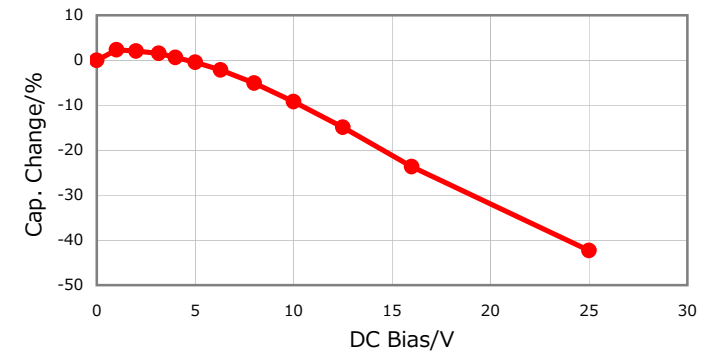
AEC-Q200

No

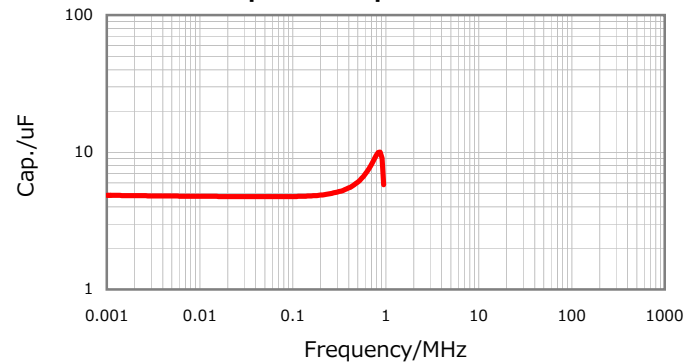
|Z| vs. Freq. Characteristic



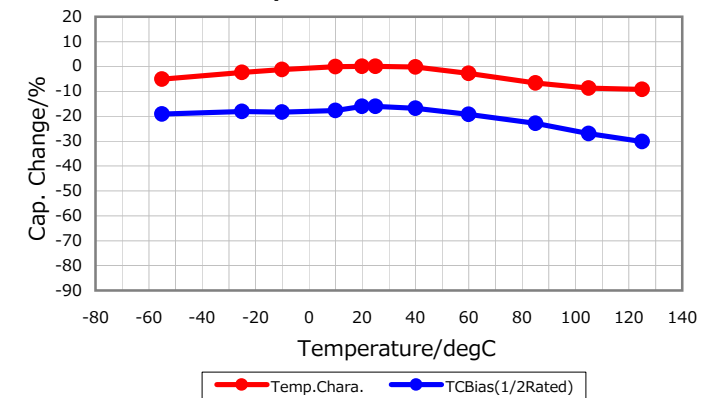
DC Bias Characteristic



Cap. vs. Freq. Characteristic



Temperature Characteristics



Characterization Sheet (MLCC with Dipped Radial Lead)



⚠ All specifications are subject to change without notice.

December 28, 2015