

NEW

SDB Series Low Profile DIP Switches



H


DIP

Features/Benefits

- Low profile design saves space
- Thru-hole and surface mount models
- Tape and reel packaging available
- Top tape seal options
- New generation price competitive
- RoHS compliant

Typical Applications

- Address switch for industrial controls
- Logic switching for computers and peripherals
- Function controlling for numerous applications



Specifications

CONTACT RATING: 25 mA @ 24 V DC or 100 mA @ 50 V DC.
 MECHANICAL AND ELECTRICAL LIFE: 1,000 cycles at rated loads.
 CONTACT RESISTANCE: 50 mΩ max. initial.
 INSULATION RESISTANCE: 1000 MΩ between terminals.
 DIELECTRIC WITHSTANDING VOLTAGE: 300 V DC min. for 1 minute.
 STORAGE TEMPERATURE: -40°C to 85°C.
 OPERATING TEMPERATURE: -40°C to 85°C.
 OPERATING FORCE: 8N max.
 SOLDERABILITY: Dip and look solderability testing per C&K spec. #448. Unplated edges of terminals permitted.
 PACKAGING: Switches supplied in rigid dispensing tubes in full-tube quantities only, this may affect order quantity. Numbers of switches per tube varies with model. Tape and reel packaging also available for surface mount options.

Materials

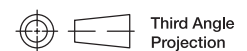
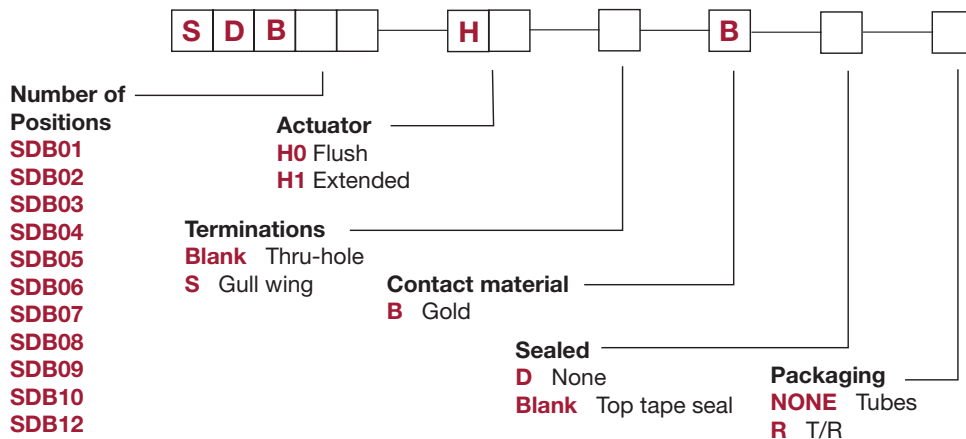
HOUSING: PA46, color black (UL94V-0).
 COVER: PA46, color black (UL94V-0).
 ACTUATOR: PA46, color white (UL94V-0).
 CONTACTS: Gold plated phosphor bronze.
 TERMINALS: Gold plate over nickel plated brass.
 TAPE SEAL: PI with Silicon coated.

Note: Specifications and materials listed above are for switches with standard options. For information on specific and custom switches, consult Customer Service Center. For Tin Lead options consult customer service center.

How To Order

The Build-A Switch concept allows you to mix and match options to create the switch you need. Below is a complete listing of options shown in catalog. To order, simply select desired option from each category and place in the appropriate box.

All switches supplied in "OFF" position.
 Options for "ON" are available on volume demand.



Third Angle
Projection

Dimensions are shown: Inch (mm)
 Specifications and dimensions subject to change




SDB Series Low Profile DIP Switches

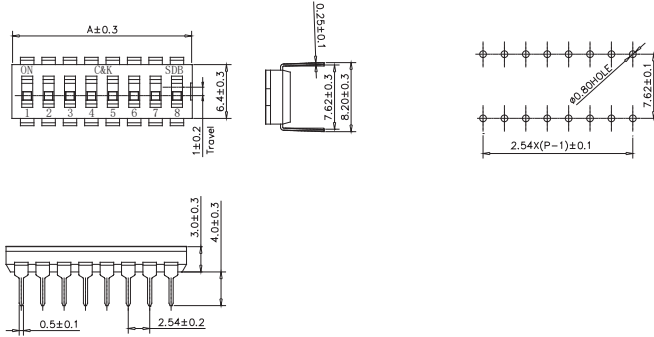
NEW

DIP


Flush Actuator – No Tape, Thru-hole Terminals



SDB08H0BD




ROHS PART NUMBER	NO. POS.	DIM. 'A'	QUANTITY PER TUBE
SDB01H0BD	1	3.64	130
SDB02H0BD	2	6.18	77
SDB03H0BD	3	8.72	55
SDB04H0BD	4	11.26	42
SDB05H0BD	5	13.80	34
SDB06H0BD	6	16.34	29
SDB07H0BD	7	18.88	25
SDB08H0BD	8	21.42	22
SDB09H0BD	9	23.96	20
SDB10H0BD	10	26.50	18
SDB12H0BD	12	31.58	15

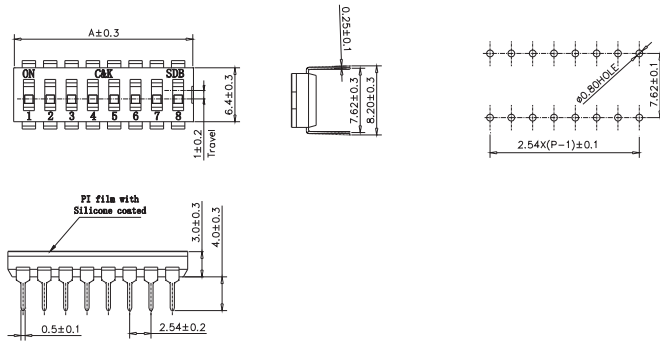
Schematic 

SPST


Flush Actuator – With Top Tape, Thru-hole Terminals



SDB08H0B



ROHS PART NUMBER	NO. POS.	DIM. 'A'	QUANTITY PER TUBE
SDB01H0B	1	3.64	130
SDB02H0B	2	6.18	77
SDB03H0B	3	8.72	55
SDB04H0B	4	11.26	42
SDB05H0B	5	13.80	34
SDB06H0B	6	16.34	29
SDB07H0B	7	18.88	25
SDB08H0B	8	21.42	22
SDB09H0B	9	23.96	20
SDB10H0B	10	26.50	18
SDB12H0B	12	31.58	15

Schematic 

SPST

NEW

SDB Series Low Profile DIP Switches



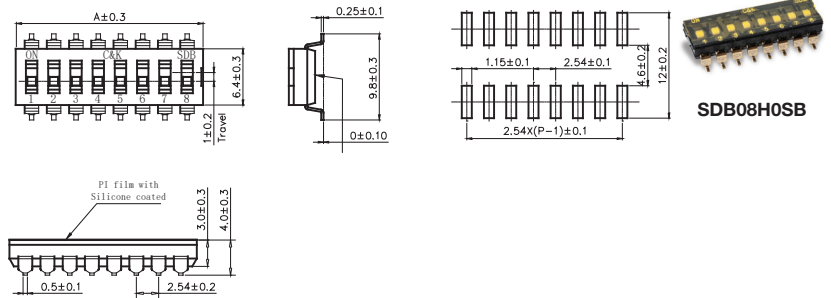
**H
DIP**

Flush Actuator – With Top Tape, Surface Mount Terminals

ROHS PART NUMBER	NO. POS.	DIM. 'A'	QUANTITY PER TUBE
SDB01H0SB	1	3.64	130
SDB02H0SB	2	6.18	77
SDB03H0SB	3	8.72	55
SDB04H0SB	4	11.26	42
SDB05H0SB	5	13.80	34
SDB06H0SB	6	16.34	29
SDB07H0SB	7	18.88	25
SDB08H0SB	8	21.42	22
SDB09H0SB	9	23.96	20
SDB10H0SB	10	26.50	18
SDB12H0SB	12	31.58	15

Schematic

SPST




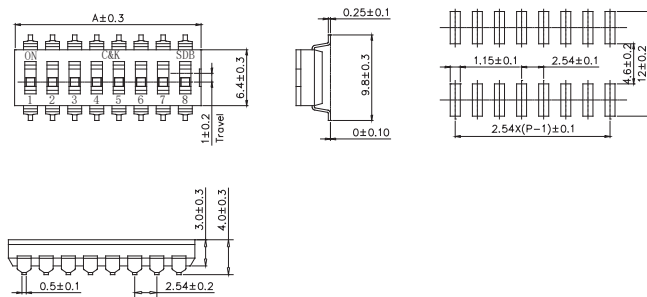
SDB08H0SB

Flush Actuator – No Tape, Surface Mount Terminals

ROHS PART NUMBER	NO. POS.	DIM. 'A'	QUANTITY PER TUBE
SDB01H0SBD	1	3.64	130
SDB02H0SBD	2	6.18	77
SDB03H0SBD	3	8.72	55
SDB04H0SBD	4	11.26	42
SDB05H0SBD	5	13.80	34
SDB06H0SBD	6	16.34	29
SDB07H0SBD	7	18.88	25
SDB08H0SBD	8	21.42	22
SDB09H0SBD	9	23.96	20
SDB10H0SBD	10	26.50	18
SDB12H0SBD	12	31.58	15


Schematic

SPST

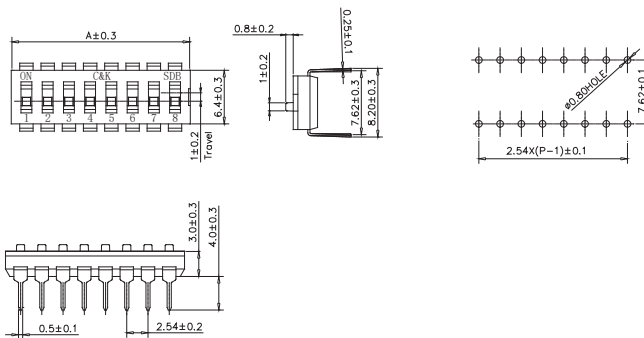


SDB08H0SBD

Extended Actuator – No Top Tape, Thru-hole Terminals



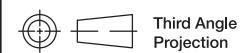
SDB08H1BD



ROHS PART NUMBER	NO. POS.	DIM. 'A'	QUANTITY PER TUBE
SDB01H1BD	1	3.64	130
SDB02H1BD	2	6.18	77
SDB03H1BD	3	8.72	55
SDB04H1BD	4	11.26	42
SDB05H1BD	5	13.80	34
SDB06H1BD	6	16.34	29
SDB07H1BD	7	18.88	25
SDB08H1BD	8	21.42	22
SDB09H1BD	9	23.96	20
SDB10H1BD	10	26.50	18
SDB12H1BD	12	31.58	15

Schematic

SPST



Third Angle
Projection

Dimensions are shown: mm
Specifications and dimensions subject to change




16 aug 18

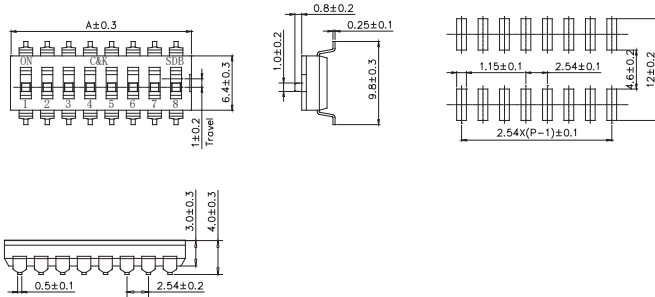
SDB Series Low Profile DIP Switches

NEW

Extended Actuator – No Top Tape, Surface Mount Terminals



SDB08H1SBD



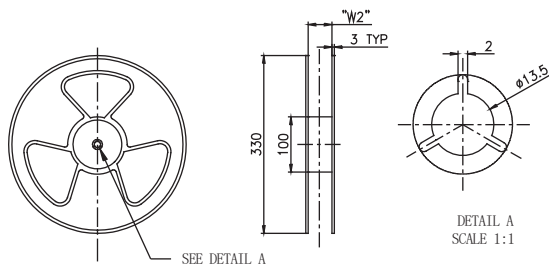
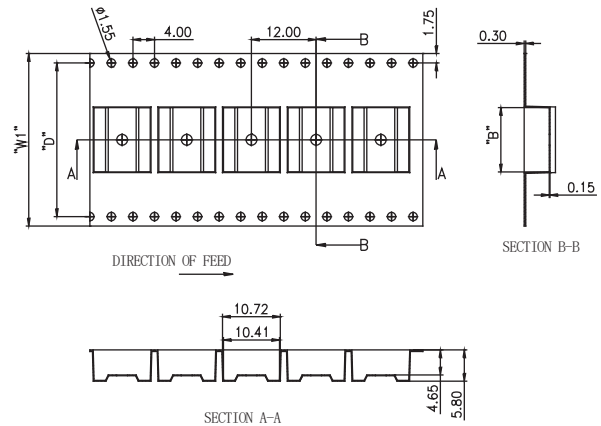
ROHS PART NUMBER	NO. POS.	DIM. 'A'	QUANTITY PER TUBE
SDB01H1SBD	1	3.64	130
SDB02H1SBD	2	6.18	77
SDB03H1SBD	3	8.72	55
SDB04H1SBD	4	11.26	42
SDB05H1SBD	5	13.80	34
SDB06H1SBD	6	16.34	29
SDB07H1SBD	7	18.88	25
SDB08H1SBD	8	21.42	22
SDB09H1SBD	9	23.96	20
SDB10H1SBD	10	26.50	18
SDB12H1SBD	12	31.58	15

Schematic

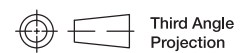
SPST

Tape & Reel Packaging – Surface Mount Options only

MODEL NO.	"S" OPTION	DIM "W1" (REF)	DIM "W2" (REF)	DIM "B" (REF)	DIM "D" (REF)	QUANTITY PER REEL
SDB01	HO H1	12	14	4.84	8.5	1000
SDB02	HO H1	16	18	6.84	12.5	1000
SDB03	HO H1	24	26	9.38	20.5	1000
SDB04	HO H1	32	34	11.92	28.5	1000
SDB05	HO H1	32	34	14.46	28.5	1000
SDB06	HO H1	32	34	17.00	28.5	1000
SDB07	HO H1	32	34	19.54	28.5	1000
SDB08	HO H1	32	34	22.1	28.5	1000
SDB09	HO H1	44	46	24.62	40.5	1000
SDB10	HO H1	44	46	27.46	40.5	1000
SDB12	HO H1	44	46	32.24	40.5	1000



REEL LAYOUT
SCALE 1:10



Dimensions are shown: mm
Specifications and dimensions subject to change



16 aug 18

H-16

www.ckswitches.com