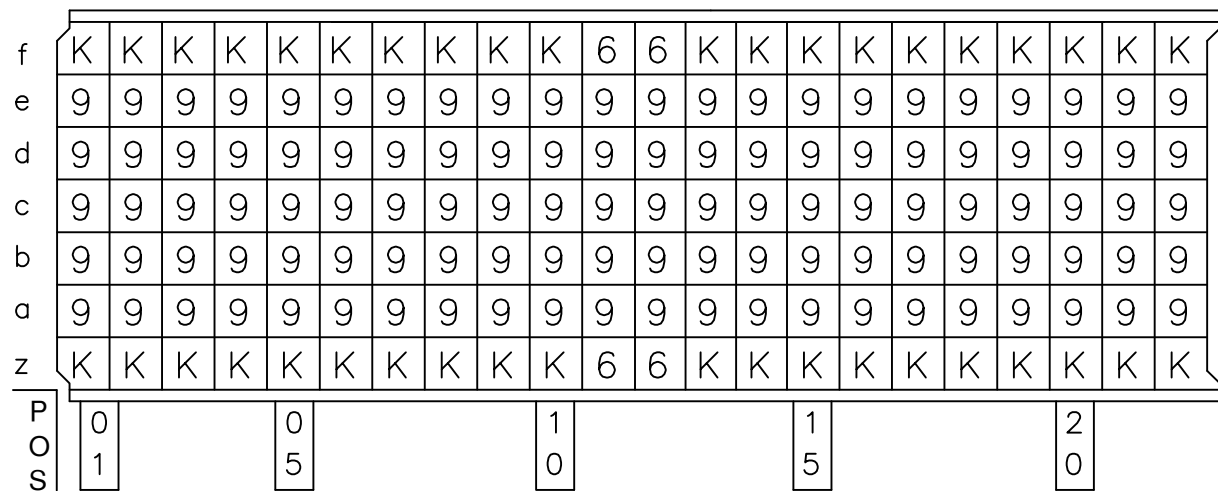
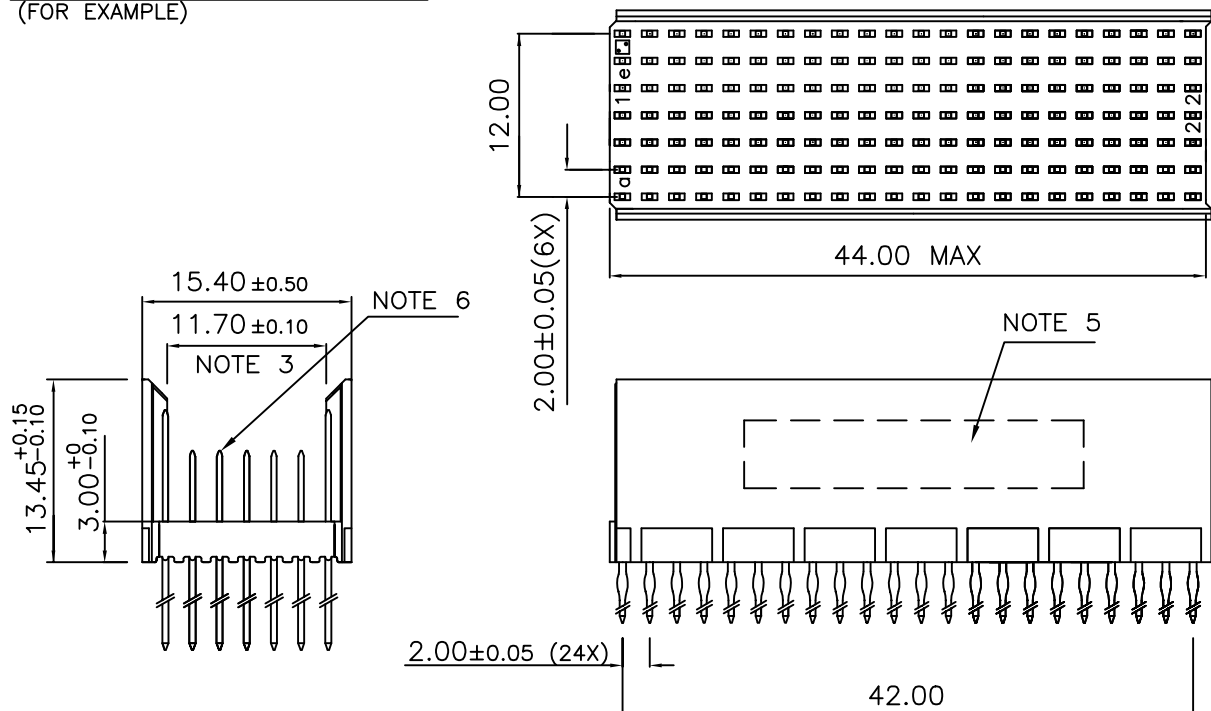


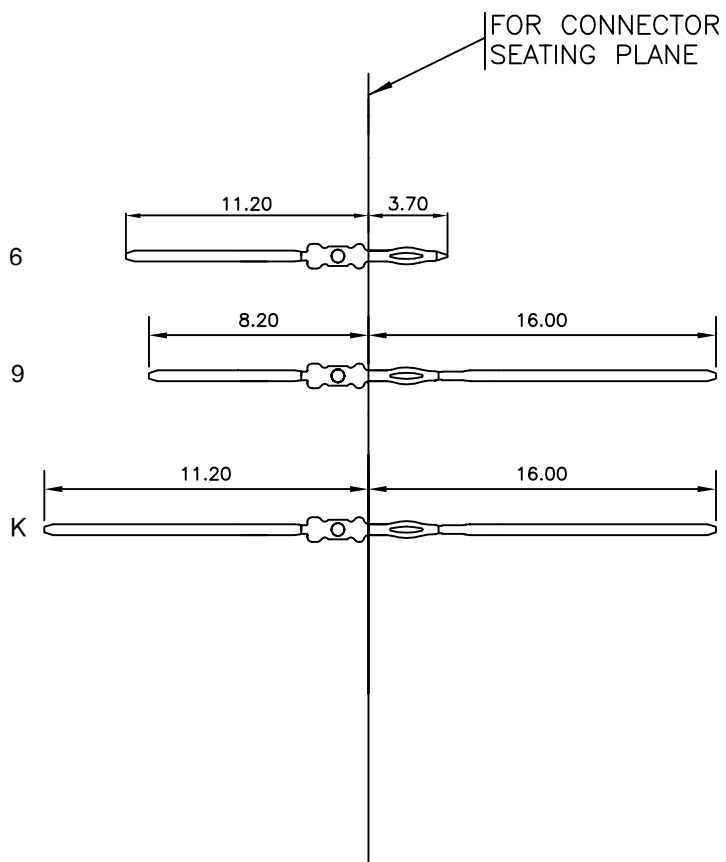
LOADING PATTERN MATING SIDE



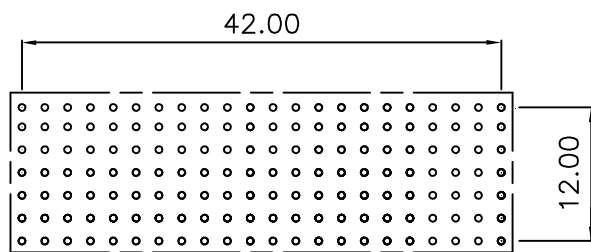
LOADED CONNECTOR ASSEMBLY (FOR EXAMPLE)



CONTACT OVERVIEW



LAY-OUT P.C.B.-HOLE



LEAD FREE INDICATOR : LF = LEAD FREE (DIGIT 15 & 16)

HM2P70PNU2J5

PLATING CODE (DIGIT 13 AND 14) (REF DRW NO. BS,C , 201844 , 003)

NOTES

1. THIS PRODUCT IS CSA APPROVED.
2. THIS PRODUCT IS UL RECOGNIZED.
3. MEASURED AT THE BOTTOM.
4. MATERIAL CONTACT: PHOSPHORBRONZE  
HOUSING: CREAM WHITE GLASS FILLED POLYESTER UL-94V0
5. CONNECTOR PRINTED WITH P/N AND DATE CODE.
6. FOR ACTUAL CONTACT LOADINGS, SEE LOADING PATTERN MATING SIDE.
7. SHAPE OF CONNECTOR HOUSING CAN ALTER DEPENDING ON PRODUCTION LOCATION
8. THE PRODUCT (LF) MEETS EUROPEAN UNION DIRECTIVES AND OTHER COUNTRY REGULATIONS AS DESCRIBED IN GS-22-008
9. FOR RECOMMENDED PTH DIMENSIONS REFER DRAWING : BS, A , 201572 , 001

CATALOG NO: HM2P70PNU2J5----

mat'l. code SEE NOTE 4				surface ISO 1302 ✓		tolerance ISO 406 ISO 1101		projection MM		product family MILLIPACS			
litr				ecn no		dr		date		tolerances unless otherwise specified		title	
A				I03-0023		JAY		18/06/2003		angles		.0±0.2	
B				I05-0171		MINI		29/08/2005		linear		.00±0.1	
C				I06-0077		MINI		21/06/2006		0°±1°		.000±.00X	
								dr		JAYADEEP P		17/06/2003	
								enr		BIJU K PAUL		17/06/2003	
								chr		BIJU K PAUL		21/06/2006	
								appd		BIJU K PAUL		21/06/2006	
sheet index		revision sheet		C		1							
												sheet 1 of 1 size A3	
												type Product Customer Drawing	



Copyright FCI