


PART No. EP2416

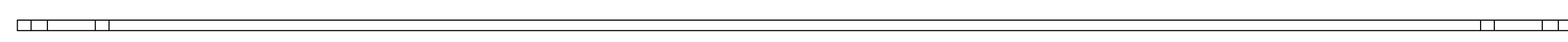
for more information visit
www.hammfg.com

Data subject to change without notice

Isometric drawing Not to Scale




ISOMETRIC VIEW



TOP VIEW



FRONT VIEW



SIDE VIEW