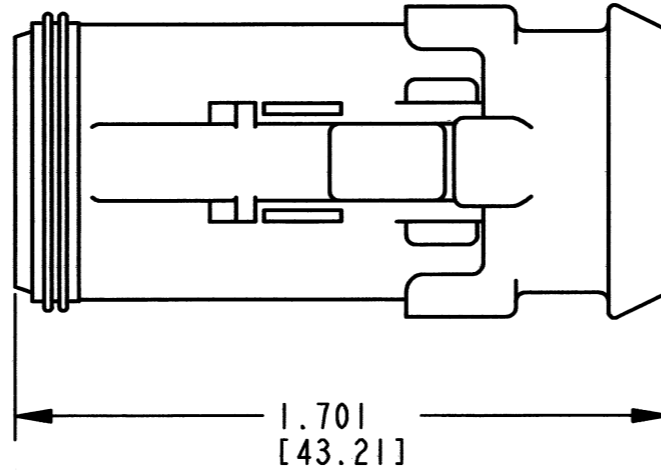


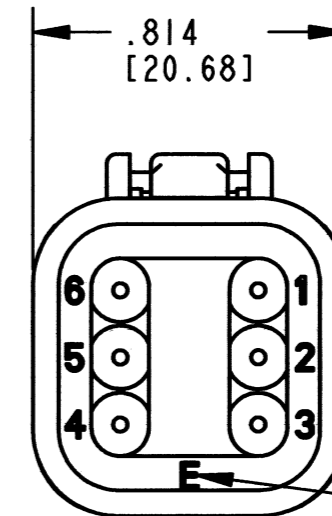
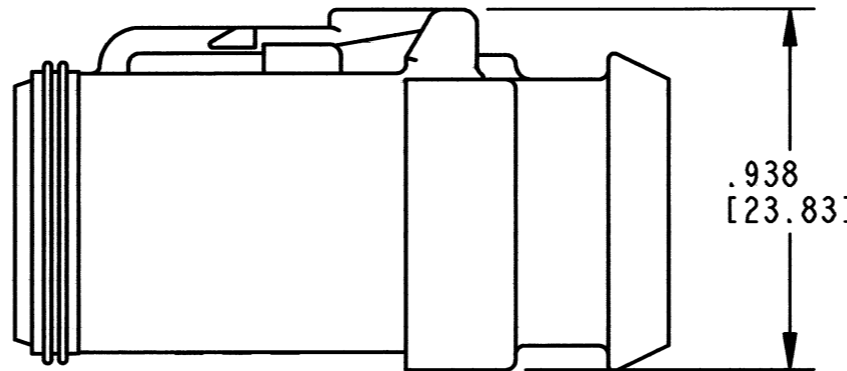
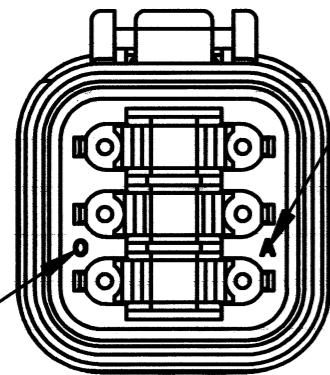
3D VIEW

REV
NC **DT06-6S-CE13**

REVISIONS			
SYM	DESCRIPTION	DATE	APPROVED
NC	NEW RELEASE PER E.O. P20912	7-12-11	ADD



MONTH IS REPRESENTED BY SEQUENTIAL ALPHA CHARACTERS.
EX: A = JANUARY.



E- SYMBOL DESIGNATES REDUCED WIRE SEAL

YEAR IS REPRESENTED BY THE LAST DIGIT. EX: 0=2010.

CONTACT SIZE	MIN. INSUL O.D.	MAX. INSUL. O.D.	WIRE RANGE [mm ²]
16	.053 [1.35]	.120 [3.05]	14-20 AWG [2.0-0.5]

5. MATERIAL - SHELL: PLASTIC; SEAL: RUBBER
COLOR: BLACK

4. THIS PLUG MATES WITH DT04-6P-**** RECEPTACLE. (****=ALL MODIFICATIONS).
CONSULT FACTORY FOR MODIFICATION.

3. FOR CONTACTS AND WIRE PERFORMANCE AND APPLICATION CHARACTERSTICS
SEE ENVELOPE DRAWING 0425-015-0000 AND 0425-017-0000.

2. DIMENSIONS ARE ±.025[0.63] UNLESS OTHERWISE SPECIFIED.

1. DIMENSIONS ARE IN INCHES [MILLIMETERS].

NOTES:

SIGNATURE & DATE	
DR	A. MALAGON 01 JUN 11
CHK	D. Byford 7/7/2011
PE	K. Mason 6/2/11
APPD	J. Beard 7/7/11
SCALE	NONE
WT	

**6 WAY PLUG
E-SEAL/EXTENDED CAP
COLOR: BLACK
DT SERIES**

ENVELOPE

EP	MATL. CODE
3850 INDUSTRIAL AVE. HEMET, CA 92545	
DEUTSCH INDUSTRIAL	
B	DT06-6S-CE13
DWG SIZE	CODE 11139 SHEET OF