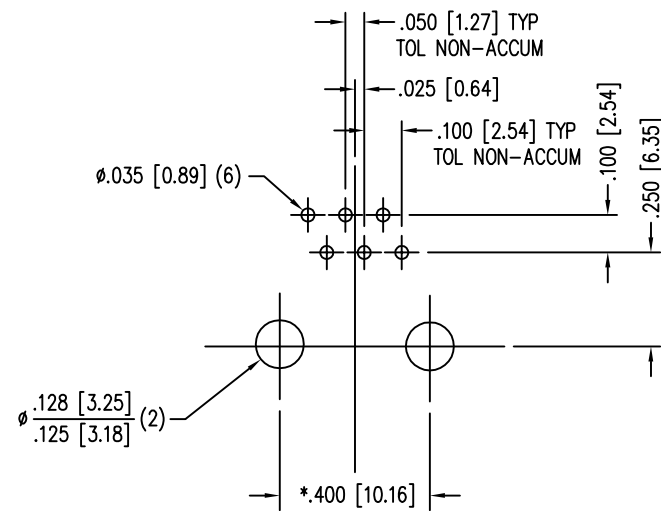
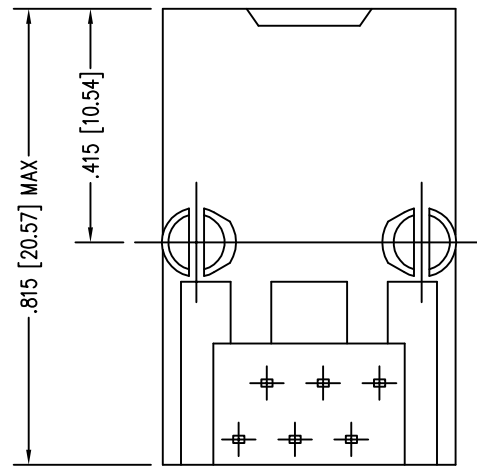
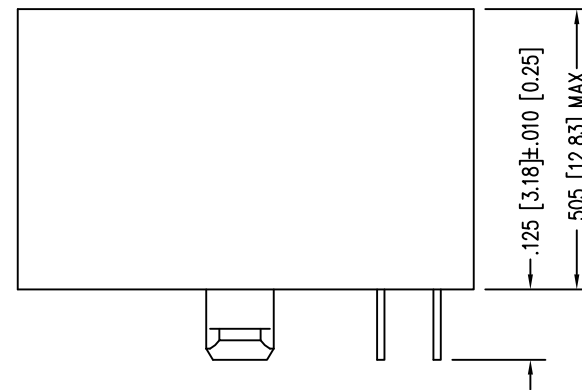
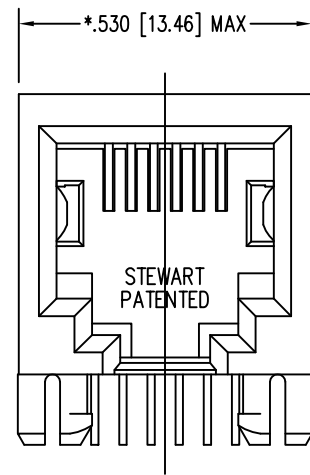


DATE	REV	ECN	APP'D. BY
1/24/06	A2	7448	JM
6-1-12	A3	9490	SMN
1-13-15	A4	10187	TRM

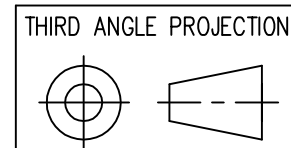


P.C.B. RECOMMENDED HOLE LAYOUT  
 SEEN FROM COMPONENT SIDE  
 TOLERANCE ±.003 [0.08] UNLESS OTHERWISE SPECIFIED

NOTES:

- CONNECTOR MATERIALS:  
 HOUSING: THERMOPLASTIC UL94 V-0  
 CONTACTS/SHIELD: COPPER ALLOY  
 SHIELD PLATING: NICKEL OR TIN  
 CONTACT PLATING: SELECTIVE GOLD IN CONTACT AREA  
 SEE CHART FOR PART NUMBER
- FOR PRODUCT SPECIFICATIONS SEE PRO22-01.
- TOLERANCES COMPLY WITH F.C.C. DIMENSION REQUIREMENTS.
- THE SUGGESTED PANEL OPENING IS INTENDED TO GIVE USER THE ABILITY TO HAVE REASONABLE JACK/PANEL CLEARANCES, YET MAINTAIN GROUNDING CAPABILITY. THESE VARIABLES CAN BE ADJUSTED IN EITHER DIRECTION BUT MAY CARRY SOME CONSEQUENCES IN THE FORM OF LOWER MATING FORCES OR TIGHTER ASSEMBLY TOLERANCES.

50 MICRO-INCHES [1.27um]	SS-6466-NF-50
CONTACT PLATING IN MATING AREA	PART NUMBER



11118 Susquehanna Trail South  
 Glen Rock, PA 17327-9199  
 (717) 235-7512  
<http://www.stewartconnector.com>

DO NOT SCALE DRAWING  
 DRAWING IS SUBJECT TO  
 CHANGE WITHOUT NOTICE

TITLE: SIX CONTACT, SIX POSITION JACK  
 NON-FLANGED

DIMENSIONS: INCHES [METRIC]  
 UNLESS OTHERWISE SPECIFIED  
 TOLERANCES ARE ±.005 [0.13]  
 ANGLES ARE ± 1°

THIS DRAWING AND THE SUBJECT MATTER SHOWN THEREON ARE  
 CONFIDENTIAL AND THE PROPRIETARY PROPERTY OF STEWART CONNECTOR  
 AND SHALL NOT BE REPRODUCED, COPIED, OR USED IN ANY MANNER WITHOUT  
 PRIOR WRITTEN CONSENT OF STEWART CONNECTOR. THIS PRODUCT  
 MAY BE PROTECTED BY ONE OR MORE OF THE FOLLOWING US PATENTS:  
 5791942 6217391 6368159 6419526 6602097 687722  
 6964587 7048590 7086909 7568950 7686650  
 OTHER PATENTS MAY BE PENDING.

DRN BY: KRL DATE 1/24/06  
 APPD BY: JM DATE 1-26-06

SHEET NO. 1 OF 1

DWG NO. CT640077 REV. A4

