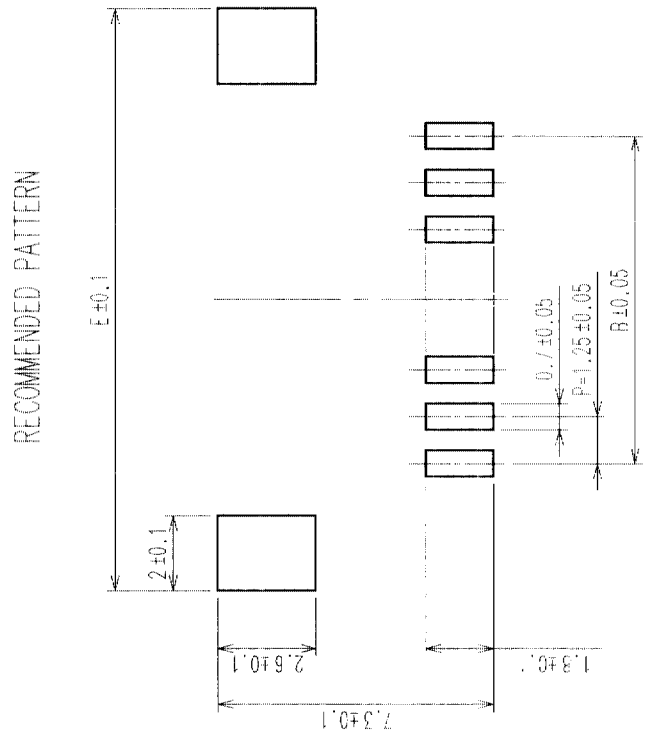
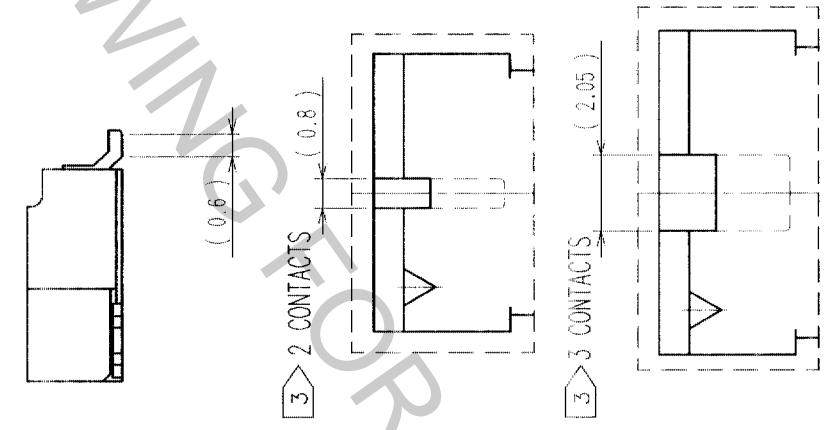
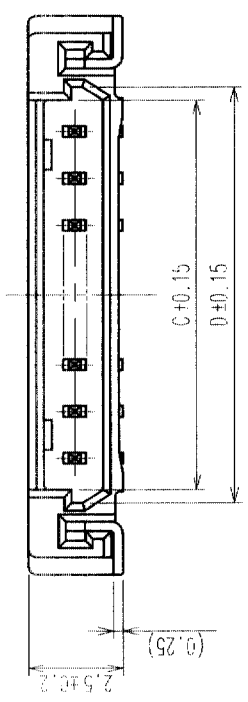
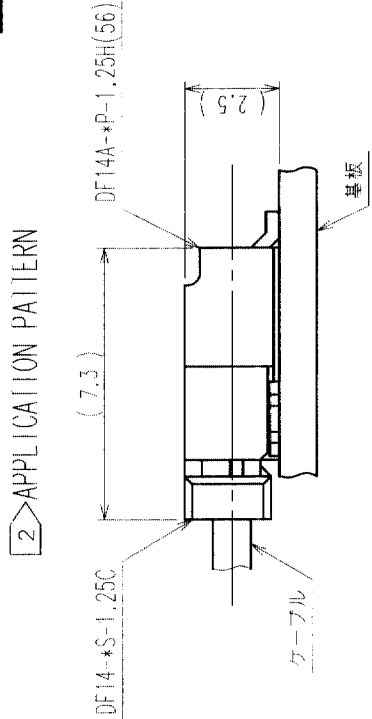


COUNT	DESCRIPTION OF REVISIONS	BY	CHKD	DATE	COUNT	DESCRIPTION OF REVISIONS	BY	CHKD	DATE
1					1				
2					2				
3					3				
4					4				
5					5				

PART NO.	HRS NO.	CONTACTS	A	B	C	D	E
DF14A-2P-1.25H(56)	CL538-0033-3-56	2	7.45	1.25	2.95	3.65	8.05
DF14A-3P-1.25H(56)	CL538-0034-6-56	3	8.70	2.50	4.20	4.90	9.30
DF14A-4P-1.25H(56)	CL538-0035-9-56	4	9.95	3.75	5.45	6.15	10.55
DF14A-5P-1.25H(56)	CL538-0036-1-56	5	11.20	5.00	6.70	7.40	11.80
DF14A-6P-1.25H(56)	CL538-0037-4-56	6	12.45	6.25	7.95	8.65	13.05
DF14A-7P-1.25H(56)	CL538-0038-7-56	7	13.70	7.50	9.20	9.90	14.30
DF14A-8P-1.25H(56)	CL538-0039-0-56	8	14.95	8.75	10.45	11.15	15.55
DF14A-9P-1.25H(56)	CL538-0040-9-56	9	16.20	10.00	11.70	12.40	16.80
DF14A-10P-1.25H(56)	CL538-0041-1-56	10	17.45	11.25	12.95	13.65	18.05
DF14A-15P-1.25H(56)	CL538-0114-3-56	15	23.70	17.50	19.20	19.90	24.30
DF14A-20P-1.25H(56)	CL538-0119-7-56	20	29.95	23.75	25.45	26.15	30.55
DF14A-25P-1.25H(56)	CL538-0124-7-56	25	36.20	30.00	31.70	32.40	36.80
DF14A-30P-1.25H(56)	CL538-0045-2-56	30	42.45	36.25	37.95	38.65	43.05



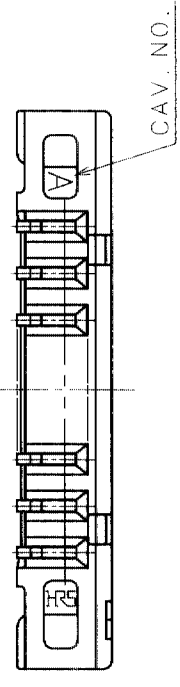
NOTE 1. LEAD CO-PLANALITY INCLUDE REINFORCED METAL FITTINGS SHALL BE 0.1 MAX.
 2. WHEN THIS CONNECTOR MATES WITH DF14-S-1.25C, THE MATTING LENGTH IS 7.3mm.
 3. FOR CONNECTORS, 2 OR 3 CONTACTS, SIMPLIFIED LOCK HOLE SHALL BE SET AT THE CENTER OF HOUSING.

NO.	MATERIAL	FINISH, REMARKS	NO.	MATERIAL	FINISH, REMARKS
2	BRASS	CONTACT AREA: GOLD PLATED 0.1µm min LEAD AREA: TIN-COPPER PLATED 1µm min	5	POLYESTER	CLEAR (COVER TAPE)
1	POLYAMIDE	UNDER PLATING: NICKEL PLATED 1µm min BEIGE, UL94V-0	4	A-PET	CLEAR (EMBOSSED CARRIER TAPE)
			3	PHOSPHOR BRONZE	TIN-COPPER PLATED 1µm min UNDER PLATING: NICKEL PLATED 0.5µm min

CODE NO. (OLD)	CL	DRAWN	DESIGNED	CHECKED	APPROVED	RELEASED
		F. Mitsuoka	I. Doronaga	T. Miyazaki	T. Miyazaki	
		03.3.5	03.3.17	03.03.25	03.03.25	

DRAWING NO.	PART NO.
EDC3-160309-19	DF14A-*P-1.25H(56)

SCALE	UNITS	CODE NO.
5 : 1	mm	CL538-



TO

