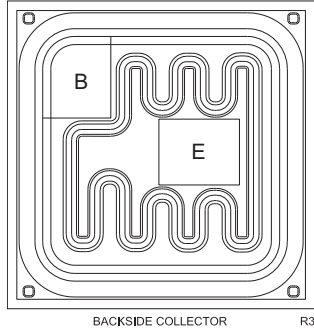


# CP191V-2N2222A

## NPN - Small Signal Transistor Die

The CP191V-2N2222A is a silicon NPN small signal transistor designed for general purpose switching applications.



### MECHANICAL SPECIFICATIONS:

Die Size	16.5 x 16.5 MILS
Die Thickness	7.1 MILS
Base Bonding Pad Size	3.5 x 4.3 MILS
Emitter Bonding Pad Size	3.5 x 4.3 MILS
Top Side Metalization	Al – 30,000Å
Back Side Metalization	Au-As – 9,000Å
Scribe Alley Width	1.96 MILS
Wafer Diameter	5 INCHES
Gross Die Per Wafer	62,510

### MAXIMUM RATINGS: (T<sub>A</sub>=25°C)

Collector-Base Voltage	V <sub>CB0</sub>	75	V
Collector-Emitter Voltage	V <sub>CEO</sub>	40	V
Emitter-Base Voltage	V <sub>EBO</sub>	6.0	V
Continuous Collector Current	I <sub>C</sub>	800	mA
Operating and Storage Junction Temperature	T <sub>J</sub> , T <sub>stg</sub>	-65 to +150	°C

### SYMBOL

V <sub>CB0</sub>	75
V <sub>CEO</sub>	40
V <sub>EBO</sub>	6.0
I <sub>C</sub>	800
T <sub>J</sub> , T <sub>stg</sub>	-65 to +150

### UNITS

### ELECTRICAL CHARACTERISTICS: (T<sub>A</sub>=25°C unless otherwise noted)

SYMBOL	TEST CONDITIONS	MIN	MAX	UNITS
I <sub>CB0</sub>	V <sub>CB</sub> =60V		10	nA
I <sub>CEV</sub>	V <sub>CE</sub> =60V, V <sub>EB</sub> =3.0V		10	nA
I <sub>EBO</sub>	V <sub>EB</sub> =3.0V		10	nA
BV <sub>CB0</sub>	I <sub>C</sub> =10μA	75		V
BV <sub>CEO</sub>	I <sub>C</sub> =10mA	40		V
BV <sub>EBO</sub>	I <sub>E</sub> =10μA	6.0		V
V <sub>CE(SAT)</sub>	I <sub>C</sub> =150mA, I <sub>B</sub> =15mA		0.3	V
V <sub>CE(SAT)</sub>	I <sub>C</sub> =500mA, I <sub>B</sub> =50mA		1.0	V
V <sub>BE(SAT)</sub>	I <sub>C</sub> =150mA, I <sub>B</sub> =15mA	0.6	1.2	V
V <sub>BE(SAT)</sub>	I <sub>C</sub> =500mA, I <sub>B</sub> =50mA		2.0	V
h <sub>FE</sub>	V <sub>CE</sub> =10V, I <sub>C</sub> =0.1mA	35		
h <sub>FE</sub>	V <sub>CE</sub> =10V, I <sub>C</sub> =1.0mA	50		
h <sub>FE</sub>	V <sub>CE</sub> =10V, I <sub>C</sub> =10mA	75		
h <sub>FE</sub>	V <sub>CE</sub> =10V, I <sub>C</sub> =150mA	100	300	
h <sub>FE</sub>	V <sub>CE</sub> =1.0V, I <sub>C</sub> =150mA	50		
h <sub>FE</sub>	V <sub>CE</sub> =10V, I <sub>C</sub> =500mA	40		
f <sub>T</sub>	V <sub>CE</sub> =20V, I <sub>C</sub> =20mA, f=100MHz	300		MHz
C <sub>ob</sub>	V <sub>CB</sub> =10V, I <sub>E</sub> =0, f=100kHz		8.0	pF
C <sub>ib</sub>	V <sub>EB</sub> =0.5V, I <sub>C</sub> =0, f=100kHz		25	pF

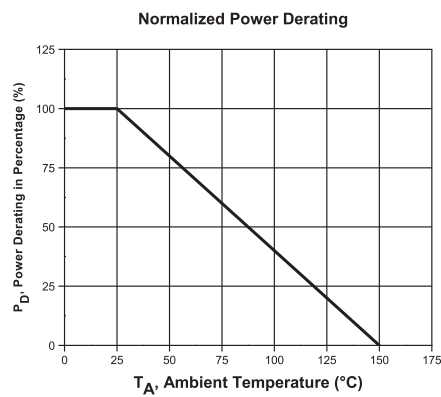
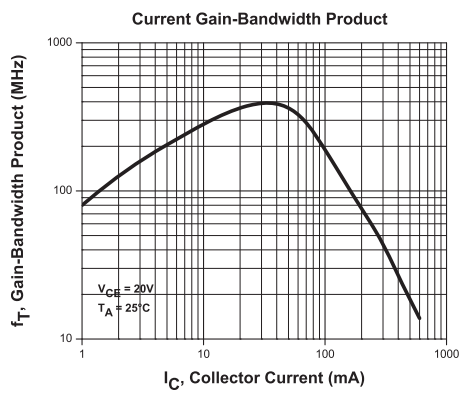
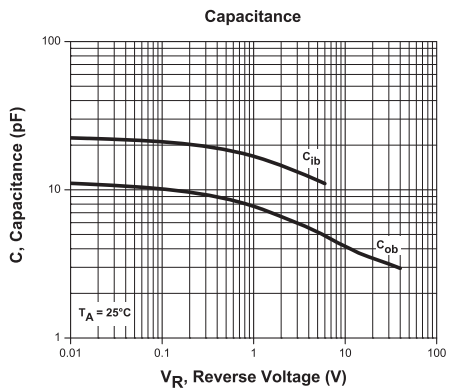
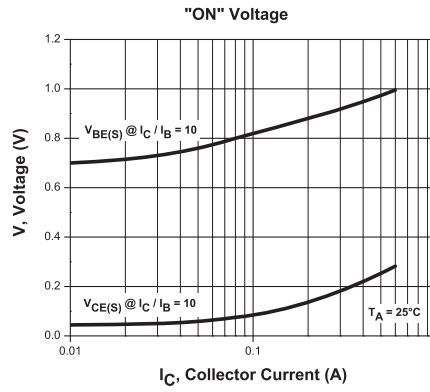
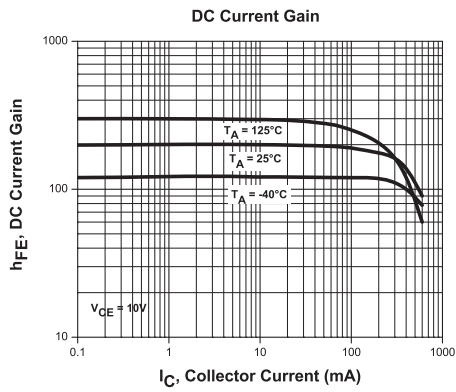
### PACKING OPTIONS:

- CP191V-2N2222A-CT: Singulated die in waffle pack; 400 die per tray.
- CP191V-2N2222A-WN: Full wafer, unsawn, 100% tested with reject die inked.
- CP191V-2N2222A-WR: Full wafer, sawn and mounted on plastic ring, 100% tested with reject die inked.

R0 (6-March 2015)

# CP191V-2N2222A

## Typical Electrical Characteristics



## OUTSTANDING SUPPORT AND SUPERIOR SERVICES



---

### PRODUCT SUPPORT

Central's operations team provides the highest level of support to insure product is delivered on-time.

- Supply management (Customer portals)
- Inventory bonding
- Consolidated shipping options
- Custom bar coding for shipments
- Custom product packing

---

### DESIGNER SUPPORT/SERVICES

Central's applications engineering team is ready to discuss your design challenges. Just ask.

- Free quick ship samples (2<sup>nd</sup> day air)
- Online technical data and parametric search
- SPICE models
- Custom electrical curves
- Environmental regulation compliance
- Customer specific screening
- Up-screening capabilities
- Special wafer diffusions
- PbSn plating options
- Package details
- Application notes
- Application and design sample kits
- Custom product and package development

---

### REQUESTING PRODUCT PLATING

1. If requesting Tin/Lead plated devices, add the suffix "TIN/LEAD" to the part number when ordering (example: 2N2222A TIN/LEAD).
2. If requesting Lead (Pb) Free plated devices, add the suffix "PBFREE" to the part number when ordering (example: 2N2222A PBFREE).

---

### CONTACT US

#### Corporate Headquarters & Customer Support Team

Central Semiconductor Corp.  
145 Adams Avenue  
Hauppauge, NY 11788 USA  
Main Tel: (631) 435-1110  
Main Fax: (631) 435-1824  
Support Team Fax: (631) 435-3388  
[www.centrasemi.com](http://www.centrasemi.com)

**Worldwide Field Representatives:**  
[www.centrasemi.com/wwreps](http://www.centrasemi.com/wwreps)

**Worldwide Distributors:**  
[www.centrasemi.com/wwdistributors](http://www.centrasemi.com/wwdistributors)

---

For the latest version of Central Semiconductor's **LIMITATIONS AND DAMAGES DISCLAIMER**, which is part of Central's Standard Terms and Conditions of sale, visit: [www.centrasemi.com/terms](http://www.centrasemi.com/terms)