

## Single relay - REL-MR-120AC/21HC/MS - 2987901

Please be informed that the data shown in this PDF Document is generated from our Online Catalog. Please find the complete data in the user's documentation. Our General Terms of Use for Downloads are valid (<http://phoenixcontact.com/download>)



Plug-in miniature relay, with power contact, 1 PDT, test button, mechanical switch position indicator, status LED, input voltage 120 V AC

The figure shows the 230 V version.

### Why buy this product

- With detectable manual operation
- Switching current of up to 16 A
- DC types with integrated freewheeling diode
- Integrated status LED
- Mechanical switch position indicator



### Key Commercial Data

Packing unit	1 STK
Minimum order quantity	10 STK
Weight per Piece (excluding packing)	18.0 g
Custom tariff number	85364900
Country of origin	China

### Technical data

#### Dimensions

Width	12.7 mm
Height	29 mm
Depth	25 mm

#### Ambient conditions

Ambient temperature (operation)	-40 °C ... 70 °C
---------------------------------	------------------

# Single relay - REL-MR-120AC/21HC/MS - 2987901

## Technical data

### Ambient conditions

Ambient temperature (storage/transport)	-40 °C ... 85 °C
---	------------------

### Coil side

Nominal input voltage $U_N$	120 V AC
Typical input current at $U_N$	7 mA
Typical response time	3 ms ... 12 ms (depending on phase relation)
Typical release time range	2 ms ... 8 ms (depending on phase relation)

### Contact side

Contact type	1 PDT
Contact material	AgNi
Maximum switching voltage	250 V AC/DC
Minimum switching voltage	12 V (at 10 mA)
Min. switching current	10 mA (at 12 V)
Maximum inrush current	32 A (20 ms)
Limiting continuous current	16 A
Interrupting rating (ohmic load) max.	4000 VA (for 250 V AC)
Switching capacity in acc. with DIN VDE 0660/IEC 60947	2 A (at 24 V, DC13)
	3 A (at 24 V, AC15)
	3 A (at 120 V, AC15)
	3 A (at 240 V, AC15)

### General

Test voltage relay winding/relay contact	5 kV AC (50 Hz, 1 min.)
Mechanical service life	5 x 10 <sup>6</sup> cycles
Standards/regulations	DIN EN 61810-1
	VDE 0435-201
	EN 50178
	IEC 62103

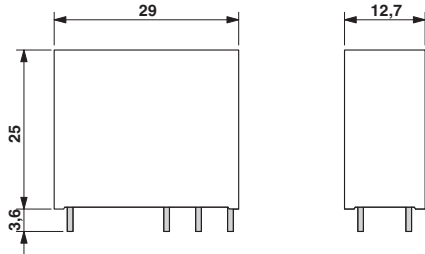
### Standards and Regulations

Connection in acc. with standard	CUL
Standards/regulations	DIN EN 61810-1
	VDE 0435-201
	EN 50178
	IEC 62103

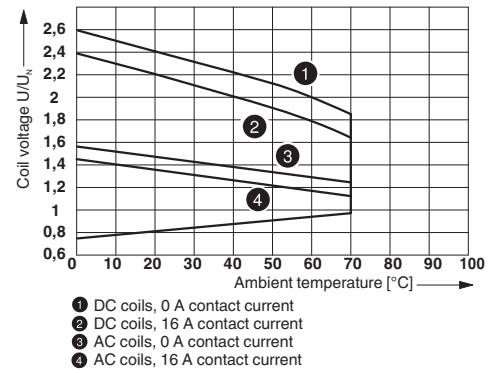
## Drawings

# Single relay - REL-MR-120AC/21HC/MS - 2987901

Dimensional drawing

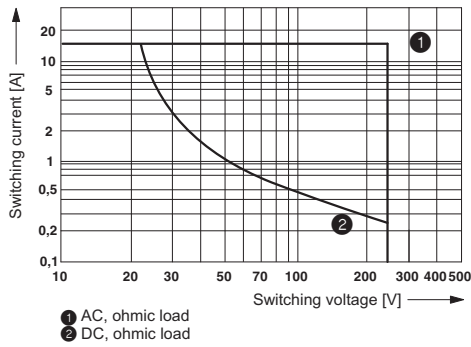


Diagram

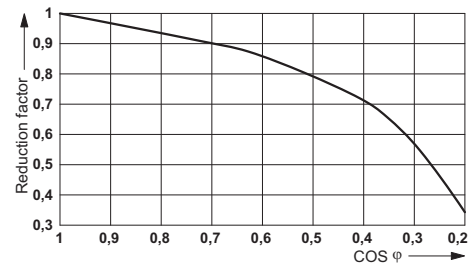


Operating voltage range

Diagram



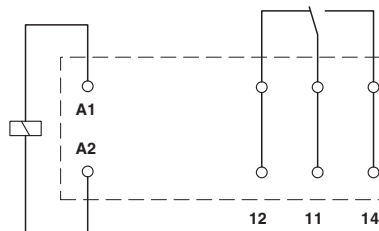
Diagram



Interrupting rating

Service life reduction factor with various cos phi

Circuit diagram



Diagram

Electrical service life

## Classifications

eCI@ss

eCI@ss 4.0	27371104
------------	----------

# Single relay - REL-MR-120AC/21HC/MS - 2987901

## Classifications

### eCl@ss

eCl@ss 4.1	27371104
eCl@ss 5.0	27371001
eCl@ss 5.1	27371001
eCl@ss 6.0	27371001
eCl@ss 7.0	27371001
eCl@ss 8.0	27371601
eCl@ss 9.0	27371601

### ETIM

ETIM 2.0	EC000196
ETIM 3.0	EC000196
ETIM 4.0	EC000196
ETIM 5.0	EC001437

### UNSPSC

UNSPSC 6.01	30211916
UNSPSC 7.0901	39121515
UNSPSC 11	39121515
UNSPSC 12.01	39121515
UNSPSC 13.2	39121515

## Approvals

### Approvals

---

#### Approvals

UL Recognized / VDE Zeichengenehmigung / cUL Recognized / EAC / cULus Recognized

---

#### Ex Approvals

---

#### Approvals submitted

---

#### Approval details

## Single relay - REL-MR-120AC/21HC/MS - 2987901

### Approvals

