

Technical characteristics

Contact resistance	≤3 mΩ
Material (contacts)	Copper alloy
Material (accessories)	Thermoplastic

Specifications and approvals

EN 60664-1
IEC 61984

Details


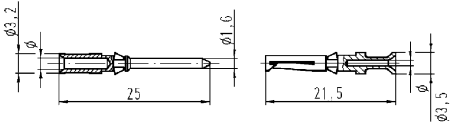

Crimping tools see chapter 90

Remarks on the crimp technique

The wire gauges mentioned in the catalogue refer to geometric wire gauges of cables.

Coding pin

Use of the coding pin prevents incorrect mating to other connectors of the same type. The male pin should be omitted from the opposing cavity in the male insert.

Identification	Conductor cross-section (mm ²)	Part number		Drawing (dimensions in mm)
		Male	Female	
Han D [®] HMC, Crimp contact, Contact surface: HMC gold plated 	0,14 ... 0,37	09 15 200 6124	09 15 200 6224	
	0,5	09 15 200 6123	09 15 200 6223	
	0,75	09 15 200 6125	09 15 200 6225	
	1	09 15 200 6122	09 15 200 6222	
	1,5	09 15 200 6121	09 15 200 6221	
	2,5	09 15 200 6126	09 15 200 6226	
Han D [®] Han DD [®] , Coding pin 			09 33 000 9915	
Only for crimp termination With loss of one contact				

Wire gauge	∅	Stripping length
0.14-0.37 mm ² AWG 26-22	0.9 mm	8 mm
0.5 mm ² AWG 20	1.1 mm	8 mm
0.75 mm ² AWG 18	1.3 mm	8 mm
1 mm ² AWG 18	1.45 mm	8 mm
1.5 mm ² AWG 16	1.75 mm	8 mm
2.5 mm ² AWG 14	2.25 mm	6 mm