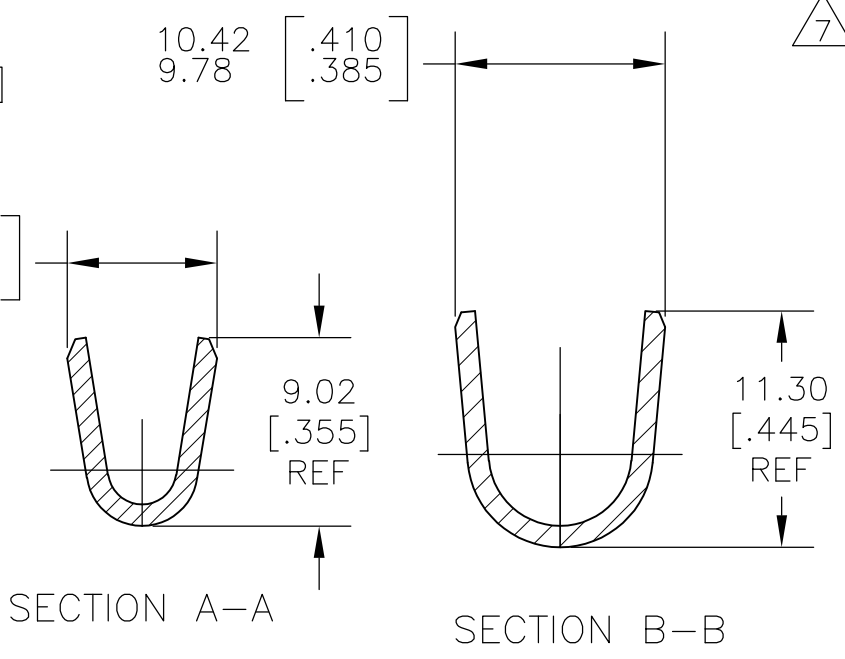
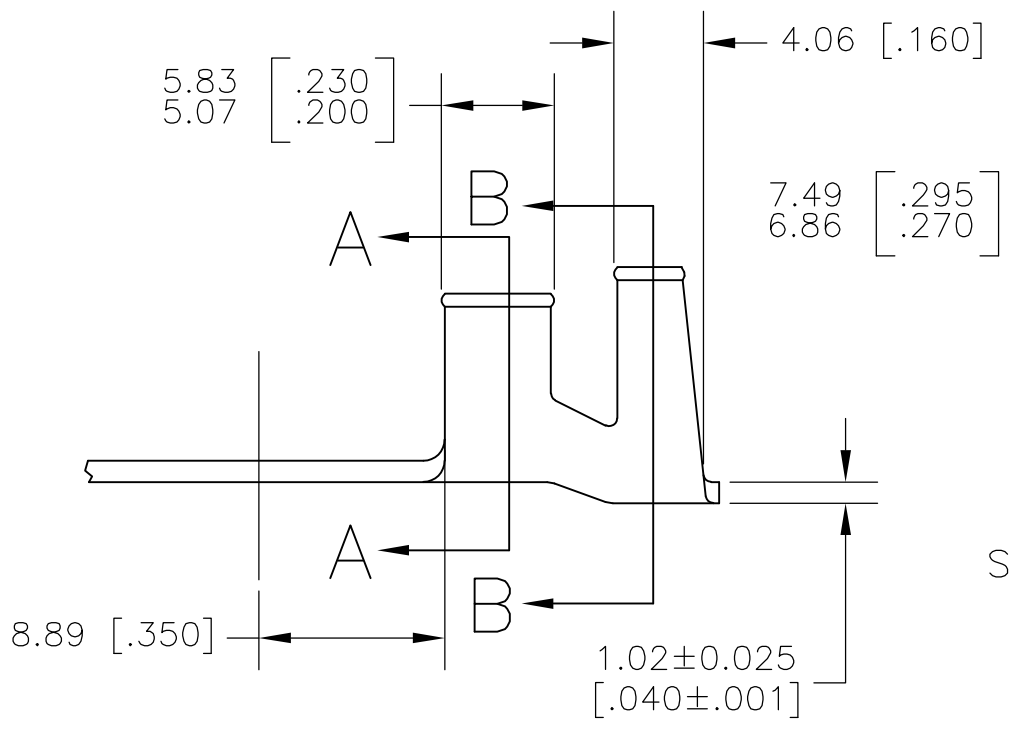
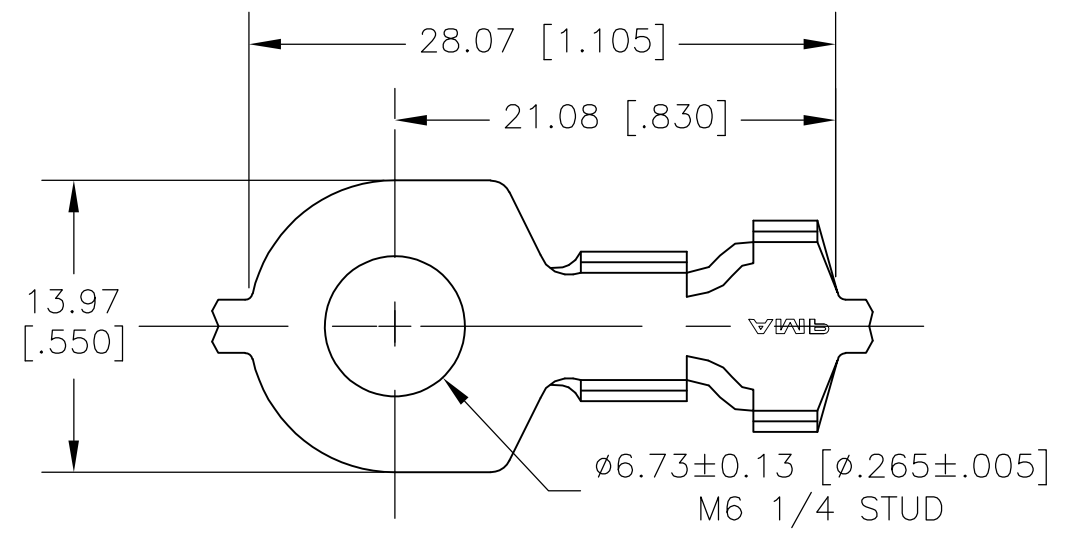


LOC	DIST	REVISIONS					
AF	50	P	LTR	DESCRIPTION	DATE	DWN	APVD
			R	REVISED PER ECR-10-006099	07JUL10	HMR	PD



1. CONTINUOUS STRIP ON REELS.
3. WIRE SIZE IS [10-6] AWG.
4. INSULATION RANGE IS 5.59-8.00 [.220-.315] DIA
- △5 SPECIAL REELING FOR FOREIGN PRODUCTION ONLY.
- △6 PRILIMINARY - NOT FOR PRODUCTION.
- △7 SPECIAL PACKAGING.

△6△7	TIN	42899-4
	TIN	△5 42899-3
	TIN	42899-2
	NONE	42899-1
	FINISH	PART NO.

THIS DRAWING IS A CONTROLLED DOCUMENT.		DWN	JR RUTH	12JUL00	Tyco Electronics Corporation Harrisburg, PA 17105-3608											
DIMENSIONS: mm [INCHES]		CHK	MS FEHER	12JUL00												
TOLERANCES UNLESS OTHERWISE SPECIFIED:		APVD	D DECKER	12JUL00												
<table border="0"> <tr><td>0 PLC</td><td>± -</td></tr> <tr><td>1 PLC</td><td>± -</td></tr> <tr><td>2 PLC</td><td>± 0.38[.015]</td></tr> <tr><td>3 PLC</td><td>± -</td></tr> <tr><td>4 PLC</td><td>± -</td></tr> <tr><td>ANGLES</td><td>± -</td></tr> </table>		0 PLC	± -	1 PLC		± -	2 PLC	± 0.38[.015]	3 PLC	± -	4 PLC	± -	ANGLES	± -	PRODUCT SPEC	-
0 PLC	± -															
1 PLC	± -															
2 PLC	± 0.38[.015]															
3 PLC	± -															
4 PLC	± -															
ANGLES	± -															
MATERIAL	T1 BRASS	FINISH	SEE TABLE		WEIGHT	-										
		<table border="0"> <tr> <td>SIZE</td> <td>CAGE CODE</td> <td>DRAWING NO</td> <td>RESTRICTED TO</td> </tr> <tr> <td>A3</td> <td>00779</td> <td>C-42899</td> <td>-</td> </tr> </table>		SIZE	CAGE CODE	DRAWING NO	RESTRICTED TO	A3	00779	C-42899	-					
SIZE	CAGE CODE	DRAWING NO	RESTRICTED TO													
A3	00779	C-42899	-													
CUSTOMER DRAWING			SCALE	3:1	SHEET	1 of 1	REV	R								