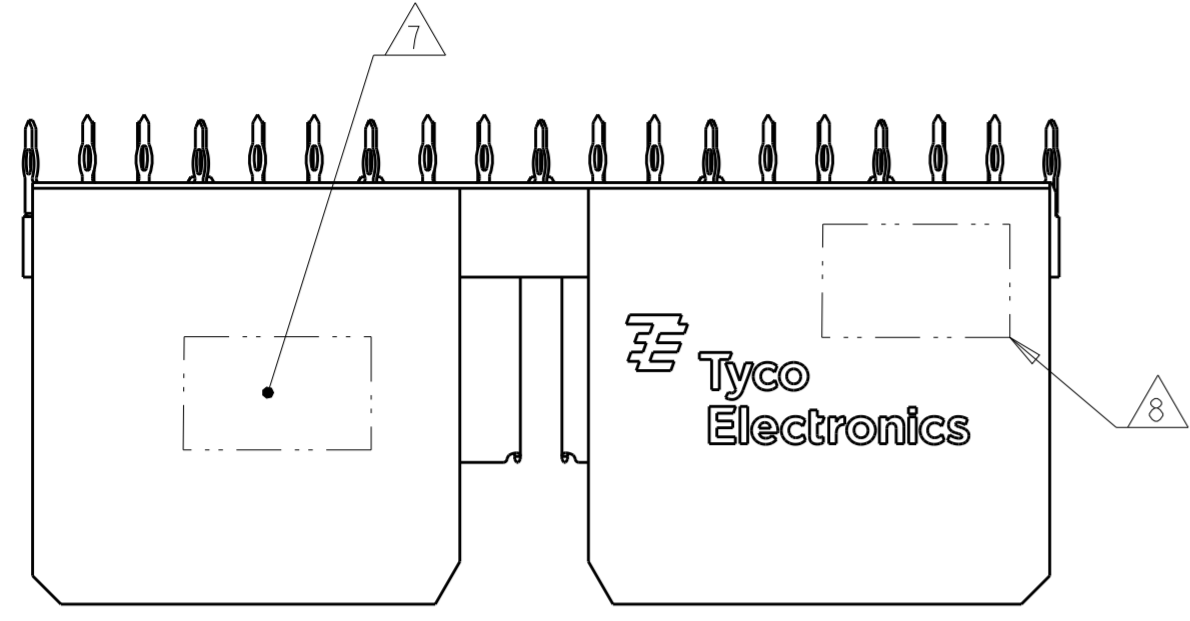
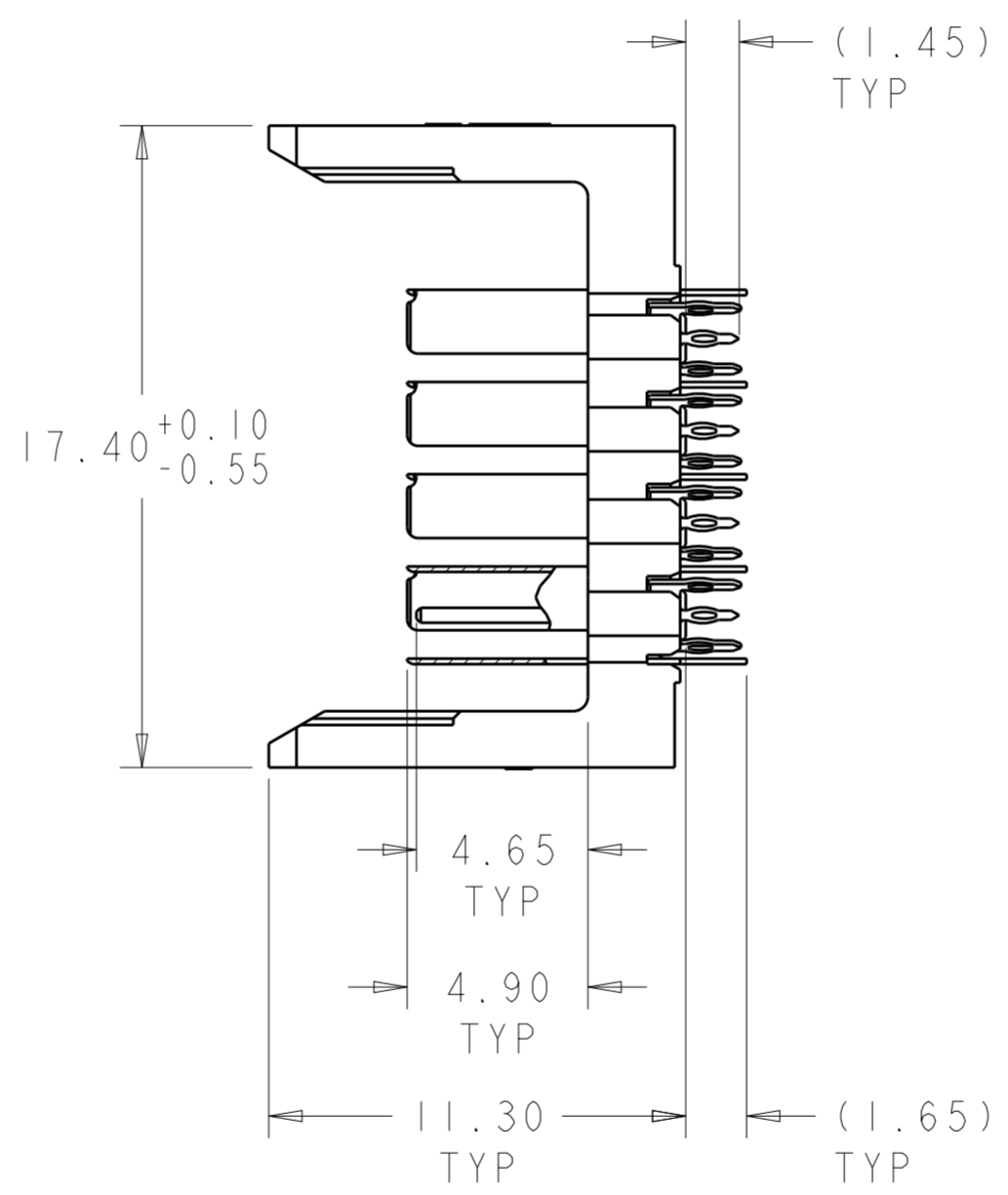
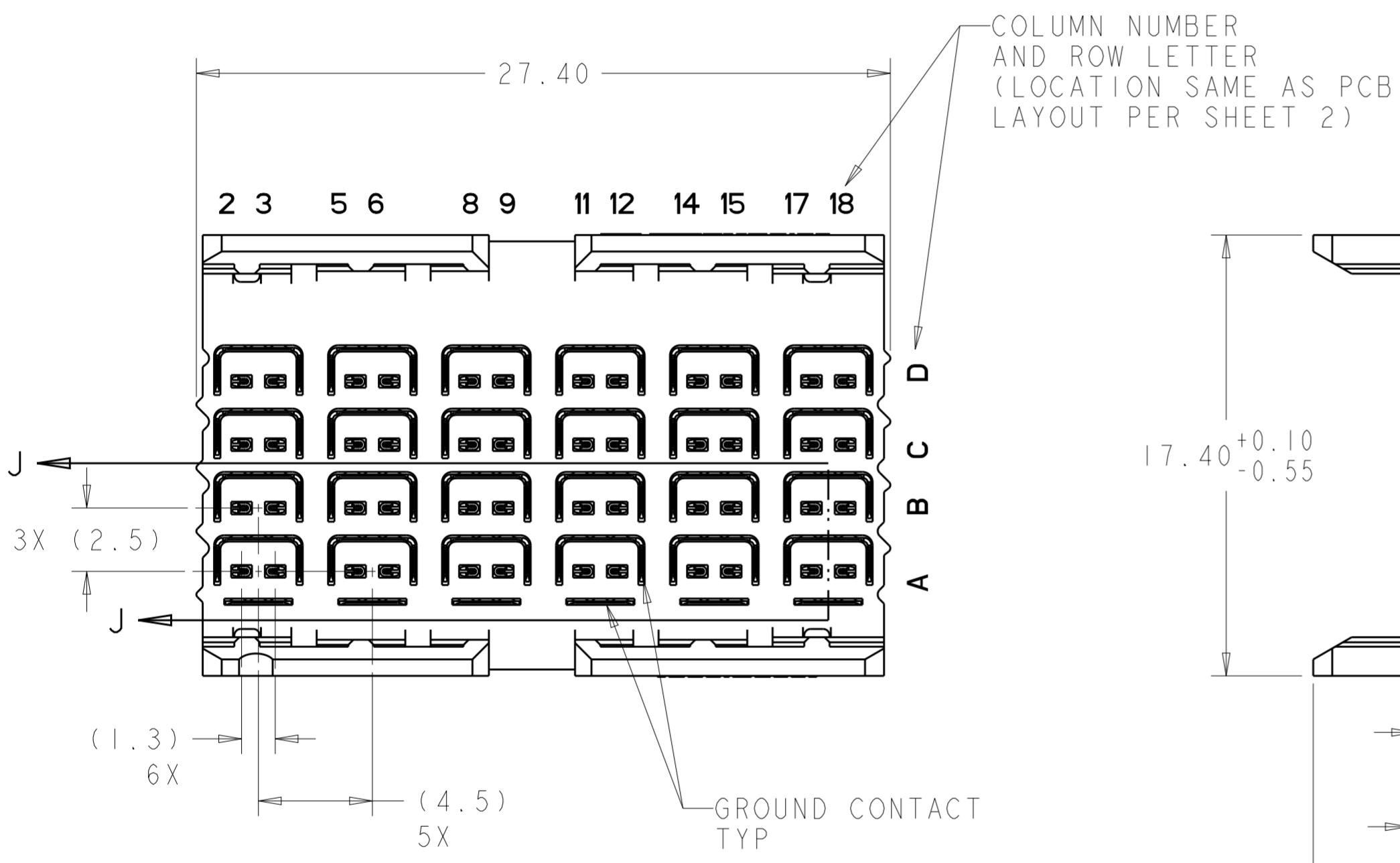


THIS DRAWING IS UNPUBLISHED. RELEASED FOR PUBLICATION 20
 © COPYRIGHT 20 TE CONNECTIVITY ALL RIGHTS RESERVED.

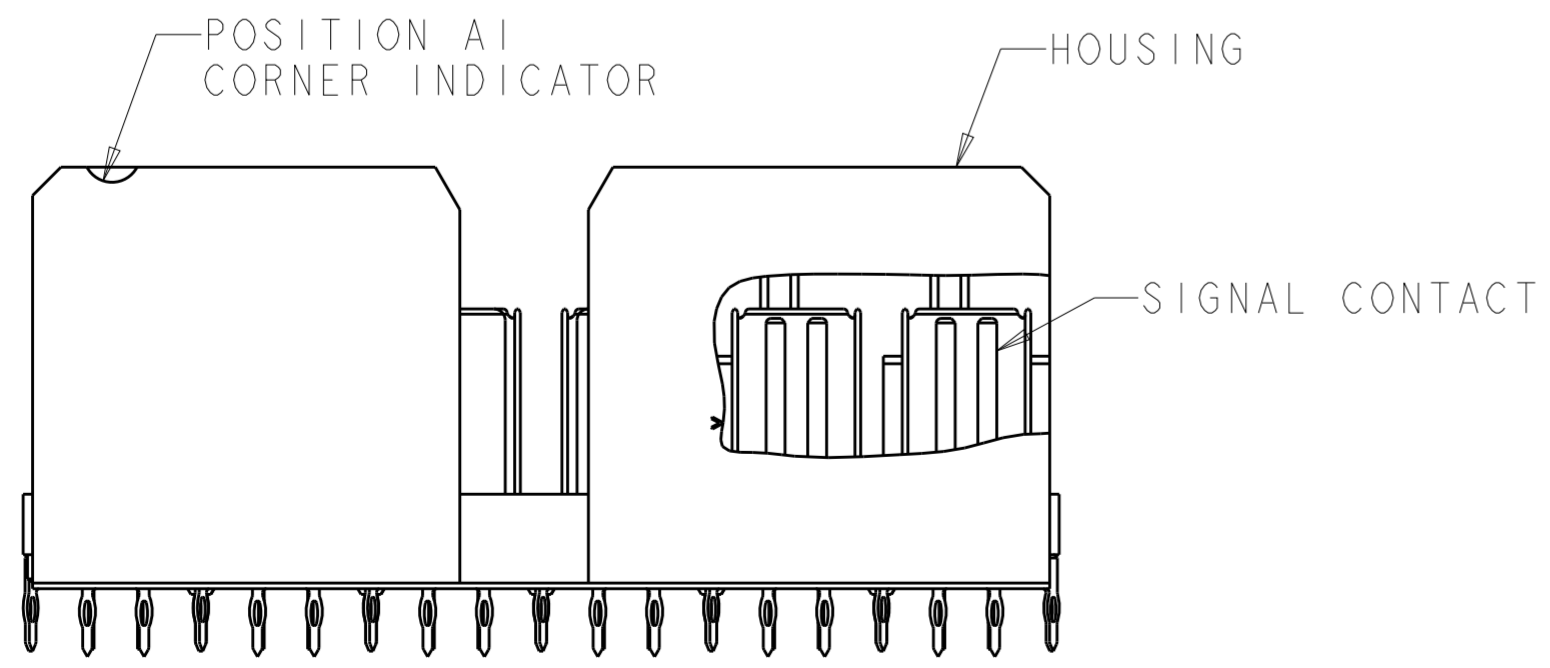
LOC	DIST	REVISIONS					
GP	00	P	LTR	DESCRIPTION	DATE	DWN	APVD
		A		INITIAL RELEASE	28OCT2013	J.G	C.Z
		B		UPDATED FHS ON NOTE 4	14NOV2013	J.G	C.Z
		C		STATUS UPDATE	12DEC2013	J.G	C.Z



- ① HOUSING: THERMOPLASTIC, UL 94V-0, BLACK. CONTACT: COPPER ALLOY.
- ② CONFORMS TO REQUIREMENTS OF TE PRODUCT SPEC 108-2413, BASED ON TELECORDIA GR-1217-CORE FOR SYSTEM QUALITY LEVEL III APPLICATIONS IN CONTROLLED ENVIRONMENTS (CENTRAL OFFICE).
- ③ CONSULT APPLICATION SPECIFICATION 114-13301.
- ④ PLATED THRU HOLE REQUIREMENTS:
 FINISHED HOLE = $\varnothing 0.344 \pm 0.046\text{mm}$
 DRILLED HOLE BEFORE PLATING = $\varnothing 0.420 \sim 0.435\text{mm}$
 COPPER THICKNESS = 0.042mm REF
- ⑤ PLATED THRU HOLE DIMENSIONS APPLY TO 1.00mm DEPTH FROM MOUNT SIDE OF BOARD.
- ⑥ HOLE POSITION TOLERANCE APPLIES WITHIN PATTERN FOR CONNECTOR PATTERN TO CONNECTOR PATTERN, A 0.12 $\text{\textcircled{M}}$ POSITION TOLERANCE APPLIES.
- ⑦ CONNECTOR MARKED WITH PART NUMBER, DATE CODE, AND OPTIONAL MANUFACTURING LOCATION IDENTIFICATION CODE IN APPROXIMATE AREA SHOWN.
- ⑧ CONNECTOR MARKED WITH 2D BARCODE IN APPROXIMATE AREA SHOWN.



SECTION J-J



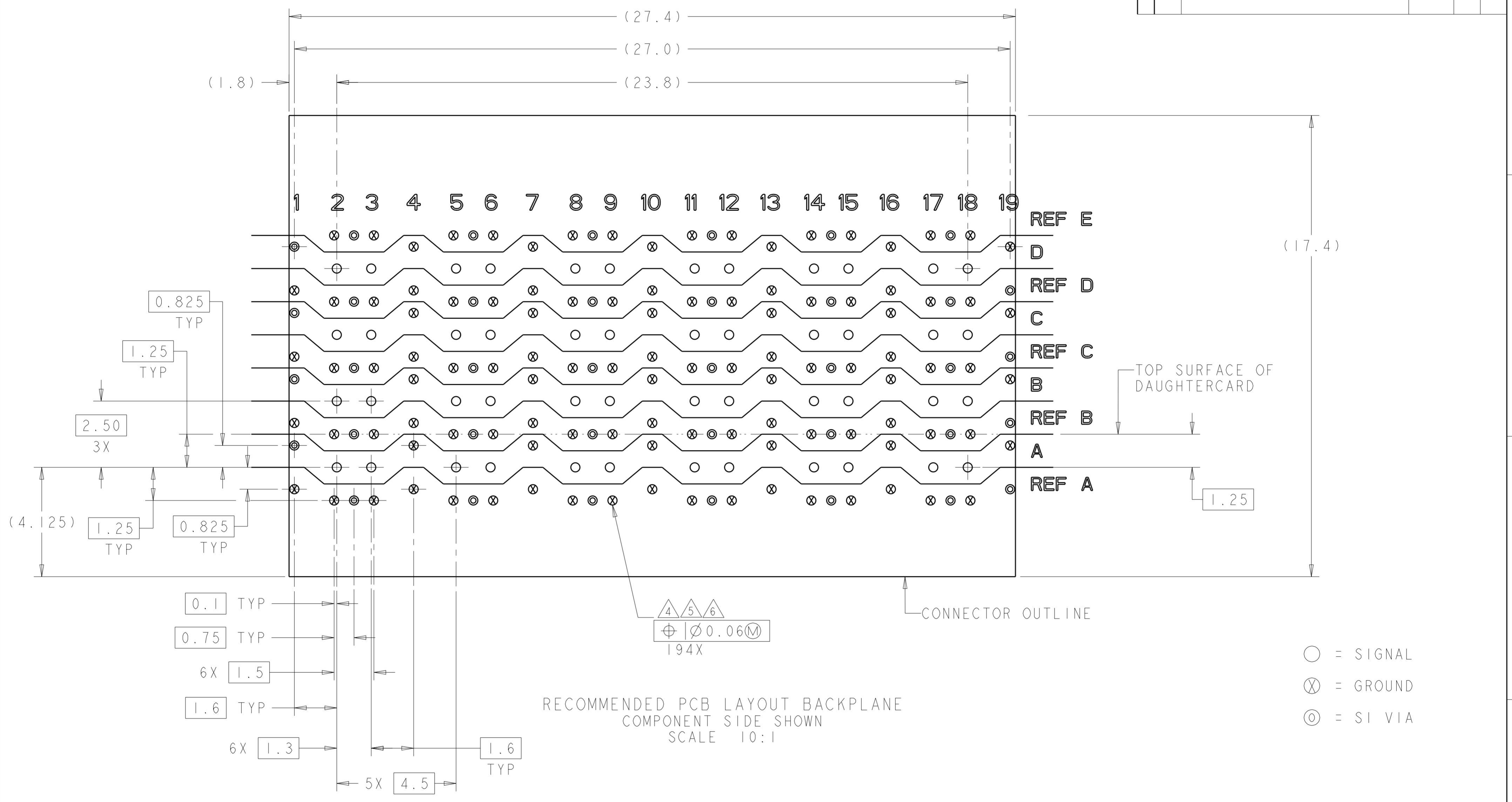
48	TIN	2180830-2
48	TIN-LEAD	2180830-1
SIGNAL CONTACT QTY REF	PRESS FIT TAIL PLATING	PART NO

THIS DRAWING IS A CONTROLLED DOCUMENT.

DIMENSIONS: mm	TOLERANCES UNLESS OTHERWISE SPECIFIED:	DWN M. SHIRK 17JUN2011	TE Connectivity
	0 PLC ±	CHK N. SWANGER 17JUN2011	
	1 PLC ±	APVD N. SWANGER 17JUN2011	
	2 PLC ±0.10	PRODUCT SPEC ②	
	3 PLC ±	APPLICATION SPEC ③	NAME HEADER ASSEMBLY, 4 PAIR 6 COLUMN, 4.5mm PITCH, STRADA WHISPER
	4 PLC ±	WEIGHT -	SIZE A2 CAGE CODE G-2180830
MATERIAL ① -	FINISH SEE TABLE	Customer Drawing	RESTRICTED TO -
		SCALE 5:1	SHEET 1 OF 2 REV C

THIS DRAWING IS UNPUBLISHED. RELEASED FOR PUBLICATION 20
 © COPYRIGHT 20 TE CONNECTIVITY ALL RIGHTS RESERVED.

LOC	DIST	REVISIONS					
GP	00	P	LTR	DESCRIPTION	DATE	DWN	APVD
		-		SEE SHEET 1			



THIS DRAWING IS A CONTROLLED DOCUMENT.		DWN M. SHIRK 17 JUN 2011	TE Connectivity
DIMENSIONS: mm		CHK N. SWANGER 17 JUN 2011	
TOLERANCES UNLESS OTHERWISE SPECIFIED:		APVD N. SWANGER 17 JUN 2011	
0 PLC ± 1 PLC ± 2 PLC ±0.10 3 PLC ± 4 PLC ± ANGLES ± FINISH		NAME HEADER ASSEMBLY, 4 PAIR 6 COLUMN, 4.5mm PITCH, STRADA WHISPER	
MATERIAL	SEE TABLE	WEIGHT	RESTRICTED TO
		Customer Drawing	SIZE: A2 CAGE CODE: 00779 DRAWING NO: C-2180830 SCALE: 5:1 SHEET: 2 OF 2 REV: C