


## High Performance Low Cost Surface Mount Inductors

### Model HM71

#### Features and Benefits

- Operating Temperature Range -40°C to +125°C
- Temperature Rise at Irms, Typical 40°C
- Operating Frequency Up to 1MHz
- RoHS Compliant



### Specifications

Part Number	Inductance <sup>(1)</sup> μH ± 20%	DCR <sup>(2)</sup> Ω Max.	I <sub>sat</sub> <sup>(3)</sup> Amps	I <sub>rms</sub> <sup>(4)</sup> Amps rms	Part Number	Inductance <sup>(1)</sup> μH ± 20%	DCR <sup>(2)</sup> Ω Max.	I <sub>sat</sub> <sup>(3)</sup> Amps	I <sub>rms</sub> <sup>(4)</sup> Amps rms
HM71-101ROLF	1.0	0.05	2.9	2.9	HM71-30330LF	33	0.10	2.0	2.1
HM71-101R5LF	1.5	0.05	2.6	2.8	HM71-30470LF	47	0.14	1.6	1.8
HM71-102R2LF	2.2	0.07	2.3	2.4	HM71-30680LF	68	0.20	1.4	1.5
HM71-103R3LF	3.3	0.08	2.0	2.0	HM71-30101LF	100	0.28	1.2	1.3
HM71-104R7LF	4.7	0.09	1.5	1.5	HM71-30151LF	150	0.40	1.0	1.0
HM71-106R8LF	6.8	0.13	1.2	1.4	HM71-30221LF	220	0.61	0.8	0.8
HM71-10100LF	10	0.16	1.1	1.1	HM71-30331LF	330	1.02	0.6	0.6
HM71-10150LF	15	0.23	0.9	1.2	HM71-30471LF	470	1.27	0.5	0.5
HM71-10220LF	22	0.37	0.7	0.8	HM71-30681LF	680	2.02	0.4	0.4
HM71-10330LF	33	0.51	0.58	0.6	HM71-30102LF	1000	3.00	0.3	0.3
HM71-10470LF	47	0.64	0.5	0.5	HM71-40100LF	10	0.040	8.0	3.5
HM71-10680LF	68	0.86	0.4	0.4	HM71-40150LF	15	0.050	7.0	3.0
HM71-10101LF	100	1.27	0.31	0.3	HM71-40220LF	22	0.066	5.5	2.5
HM71-10151LF	150	2.00	0.27	0.25	HM71-40330LF	33	0.080	4.0	2.0
HM71-10221LF	220	2.65	0.22	0.2	HM71-40470LF	47	0.110	3.8	1.6
HM71-10331LF	330	3.8	0.18	0.16	HM71-40680LF	68	0.170	3.0	1.2
HM71-10471LF	470	5.06	0.16	0.15	HM71-40101LF	100	0.220	2.5	1.2
HM71-10681LF	680	9.20	0.14	0.12	HM71-40151LF	150	0.340	2.0	0.9
HM71-10102LF	1000	13.8	0.1	0.07	HM71-40221LF	220	0.440	1.6	0.7
HM71-20100LF	10	0.11	2.4	2.0	HM71-40331LF	330	0.70	1.2	0.6
HM71-20150LF	15	0.15	2.0	1.5	HM71-40471LF	470	0.950	1.0	0.3
HM71-20220LF	22	0.23	1.6	1.3	HM71-40681LF	680	1.20	1.0	0.2
HM71-20330LF	33	0.30	1.4	1.1	HM71-40102LF	1000	2.00	0.8	0.1
HM71-20470LF	47	0.39	1.0	0.8	HM71-501ROLF	1.0	0.009	20.0	8.6
HM71-20680LF	68	0.66	0.9	0.7	HM71-502R2LF	2.2	0.014	16.0	7.1
HM71-20101LF	100	0.84	0.7	0.6	HM71-503R3LF	3.3	0.015	14.0	6.2
HM71-20151LF	150	1.20	0.6	0.5	HM71-505R6LF	5.6	0.020	12.0	5.3
HM71-20221LF	220	1.90	0.5	0.4	HM71-50100LF	10	0.031	10.0	4.3
HM71-20331LF	330	2.70	0.4	0.3	HM71-50150LF	15	0.036	8.0	4.0
HM71-20471LF	470	4.00	0.3	0.2	HM71-50220LF	22	0.047	7.0	3.5
HM71-20681LF	680	5.30	0.2	0.1	HM71-50330LF	33	0.066	5.5	3.0
HM71-20102LF	1000	8.40	0.1	0.05	HM71-50470LF	47	0.086	4.5	2.6
HM71-301ROLF	1.0	0.009	9.0	6.8	HM71-50680LF	68	0.130	3.5	2.3
HM71-301R5LF	1.5	0.010	8.0	6.4	HM71-50101LF	100	0.190	3.0	1.8
HM71-302R2LF	2.2	0.012	7.0	6.1	HM71-50151LF	150	0.250	2.6	1.5
HM71-303R3LF	3.3	0.015	6.4	5.4	HM71-50221LF	220	0.380	2.4	1.2
HM71-304R7LF	4.7	0.018	5.4	4.8	HM71-50331LF	330	0.560	1.9	1.0
HM71-306R8LF	6.8	0.027	4.6	4.4	HM71-50471LF	470	0.850	1.4	0.82
HM71-30100LF	10	0.038	3.8	3.9	HM71-50681LF	680	1.10	1.2	0.72
HM71-30150LF	15	0.046	3.0	3.1	HM71-50102LF	1000	1.80	1.0	0.56
HM71-30220LF	22	0.085	2.6	2.7					

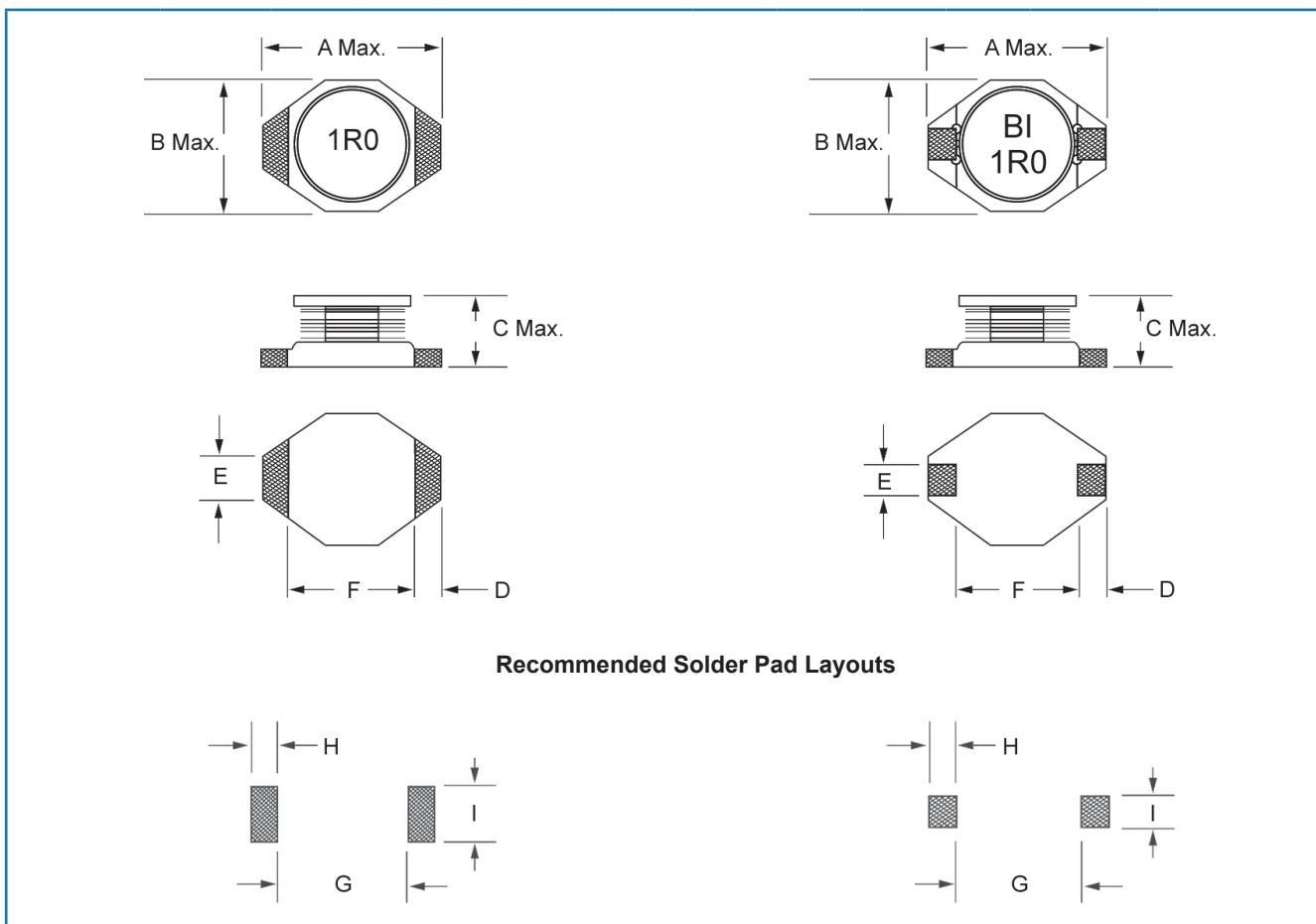
Notes: (1) Inductance is measured at 100 kHz, 0.1 Vrms.  
 (2) DC resistance is measured at 20°C.  
 (3) Isat is the saturation current at which inductance rolls off approximately 10%.  
 (4) Irms is the approximate current at which ΔT = 40°C.

#### General Note

TT Electronics reserves the right to make changes in product specification without notice or liability.  
 All information is subject to TT Electronics' own data and is considered accurate at time of going to print.

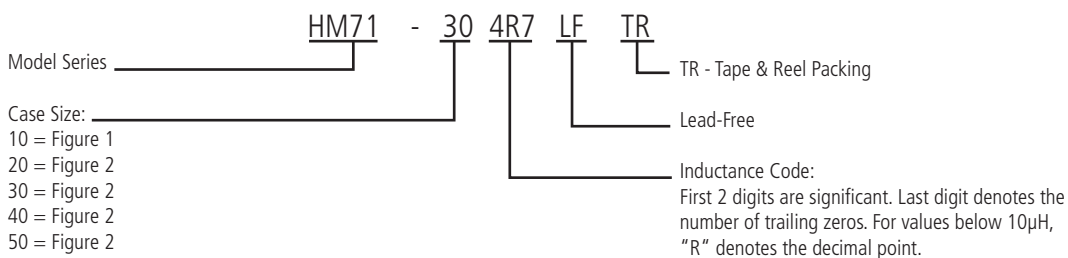
Model HM71

### Outline Dimensions (Inch/mm) / Packaging



Case Size	Figure	A	B	C	D	E	F	G	H	I	Reel Diameter	Reel Capacity
10	1	0.260 6.60	0.175 4.45	0.115 2.92	0.04 1.02	0.05 1.27	0.170 4.32	0.160 4.06	0.055 1.40	0.140 3.56	7"	500 Units
20	2	0.510 12.95	0.3700 9.4	0.118 3.00	0.100 2.54	0.100 2.54	0.300 7.62	0.290 7.37	0.115 2.92	0.110 2.79	13"	1500 Units
30	2	0.510 12.95	0.370 9.40	0.213 5.40	0.100 2.54	0.100 2.54	0.300 7.62	0.290 7.37	0.115 2.92	0.110 2.79	13"	500 Units
40	2	0.510 12.95	0.370 9.40	0.450 11.43	0.100 2.54	0.100 2.54	0.300 7.62	0.290 7.37	0.115 2.92	0.110 2.79	13"	250 Units
50	2	0.730 18.54	0.600 15.24	0.280 7.11	0.100 2.54	0.100 2.54	0.500 12.70	0.490 12.45	0.115 2.92	0.110 2.79	13"	350 Units

### Ordering Information



**General Note**

TT Electronics reserves the right to make changes in product specification without notice or liability. All information is subject to TT Electronics' own data and is considered accurate at time of going to print.