

THIS COPY IS PROVIDED ON A RESTRICTED BASIS AND IS NOT TO BE USED IN ANY WAY DETRIMENTAL TO THE INTERESTS OF PANDUIT CORPORATION.

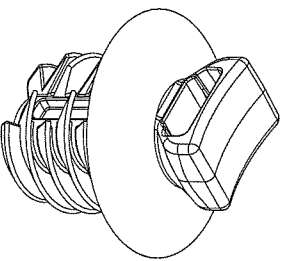
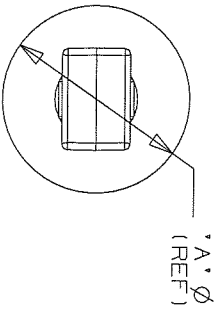
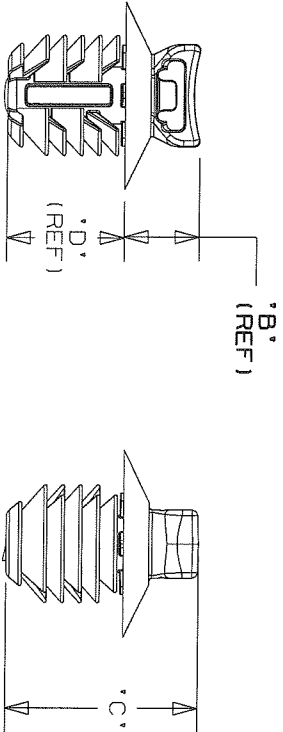
PANDUIT PART NUMBER	USED WITH CABLE TIES	DIMENSIONS					MATERIAL	WEIGHT grams/100pcs
		'A' (REF)	'B' (REF)	'C' (REF)	'D' (REF)	'D' (REF)		
PUM-100--30	M, 1, S	16.2	6.6	16.9	10.4	HEAT STABILIZED NYLON 6/6 BLACK	70.07	

NOTES:

1. SEE CURRENT PRICE SHEET FOR PART NUMBER SUFFIX DESIGNATION FOR PACKAGE SIZE, AND COLOR.

2. (\*) DIMENSIONAL VARIANCE IS POSSIBLE DUE TO MOLDING PROCESS RELATED SINK MARKS.

3. APPLICATION SPECIFICATION:  
HOLE DIAMETER: 9.0 - 10.0 mm  
PANEL THICKNESS: 0.8 - 7.0 mm



SCALE 2:1

CAD FILENAME/LAYERS

G03151BD\_DC\_GB0239MM/06B

**PANDUIT**  
CORP.

TINLEY PARK, ILLINOIS

PUM-100--30  
PUSH UMBRELLA MOUNT 100

UNLESS OTHERWISE SPECIFIED, ALL DIMENSIONS ARE METRIC  
TOLERANCE: ±0.5MM

REV	DATE	BY	CHK	DESCRIPTION	ECN	R	R	CUST	SUP
06B	9-26-08	PSG	KLW	ADDED, REMOVED, & RENAMED DIMENSIONS	GB0239MM		06B	KLW	
06A	8-22-08	PSG		REMOVED 2 DIMS. REMOVED RIBS FROM HEAD, UPDATED FILE NAME AND CHANGED REV STYLE	GB0239MM		06A		
R	8-24-06	TMSA		INITIAL RELEASE	GB0239MM	R			

DRAWN BY	TMSA	MAT'L:	SCALE	1:1 UNLESS NOTED
DATE	8-24-06		DWG	A
CHK'D	KLW	SEE TABLE	DWG NO.	GB0239MM
			DWG	A