

1

2

3

4

5

6

7

A

NOTES:

1. MATERIAL:

1.1 HOUSING: PBT+30%G.F U.94V-0, BLUE COLOR.

1.2 4PIN CONTACT: PHOSPHOR BRONZE.

1.3 5PIN CONTACT: BRASS.

1.4 SHELL: BRASS

2. FINISH:

2.1 CONTACT:

CONTACT AREA: 15u"MIN Au PLATED

SOLDER AREA: 100u"MIN TIN PLATED

UNDER PLATE: 50u"MIN NI PLATED

2.2 SHELL: 80u"MIN NI PLATED

3. MECHANICAL:

3.1 MATING FORCE: 3.57kgf MAX.

3.2 UNMATING FORCE: 1.02kgf MIN

3.3 DURABILITY: 1500 CYCLES MIN

4. ELECTRICAL:

4.1 CURRENT RATING: 1.0A.

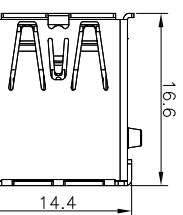
4.2 DIELECTRIC STRENGTH: 500V AC FOR 1MINUTE.

4.3 CONTACT RESISTANCE: 30mΩ MAX.

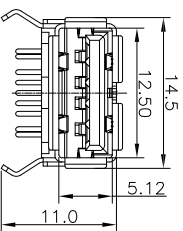
4.4 INSULATION RESISTANCE: 100MΩ MIN

5. OPERATING TEMPERATURE: -55°C TO +85°C.

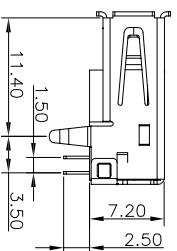
A



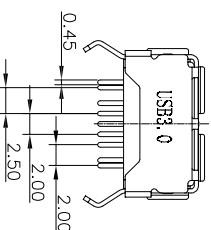
B



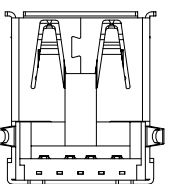
C



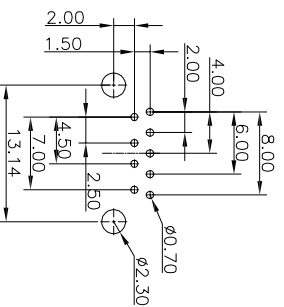
D



E



E



F

RECOMMENDED P.C.B. LAYOUT
(TOLERANCE: ±0.05)

G

Scale Free

TOLERANCE

.X ±0.30

.XX ±0.20

.XXX ±0.10

DIM TOL

X. ° ±5°

Angle TOL

UNIT mm

Customer-No.

ASSMANN WSW-No.

AU-Y1005-3

G

RoHS compliant

Drawing-No.

ASS 6300 CO rev00

H

Replace

SHEET

1

2

3

4

5

6

7

H

Id.

Modification

Date

Name

Date

Name

Date

Name

Date

Name