

AC charging cable - EV-T2G3PC-3AC32A-10M6,0ESBK01 - 1628201

Please be informed that the data shown in this PDF Document is generated from our Online Catalog. Please find the complete data in the user's documentation. Our General Terms of Use for Downloads are valid (<http://phoenixcontact.com/download>)



Mobile AC charging cable with vehicle connector and infrastructure plug, with protective cap, Type 2, IEC 62196-2, 32 A / 480 V (AC), design line C-Line, cable: 10 m, black, straight, NOTE: The capacitance between CP and PE exceeds the normative guideline value of 1500 pF., mating face: black, handle area: gray

Product Description


Mobile AC charging cable with Vehicle Connector and Infrastructure plug for charging electric vehicles (EV) with alternating current (AC), via type 2 Vehicle Inlets, compatible with type 2 Infrastructure Socket Outlets at charging stations for E-Mobility (EVSE)

Why buy this product

- Consistent design of all Phoenix Contact Vehicle Connectors and Infrastructure Plugs
- Silver-plated surface of the power and signal contacts
- Certified in accordance with IATF 16949:2016 and ISO 9001:2015
- Material data available in the IMDS (International Material Data System of the automotive industry)
- Convenient handling, thanks to the ergonomic handle and additional, rubber grip components
- Tested in accordance with selected tests of automotive standards LV124, LV214, LV215-2
-
- Consistent longitudinal water tightness prevents water ingress in the cable



Key Commercial Data

Packing unit	1 STK
GTIN	 4 055626 396644
GTIN	4055626396644

Technical data

Product definition

Product type	Mobile AC charging cable with vehicle connector and infrastructure plug, with protective cap
Type	C-Line black / gray
Standards/regulations	IEC 62196-2
Charging standard	Type 2
Charging mode	Mode 3, Case B

AC charging cable - EV-T2G3PC-3AC32A-10M6,0ESBK01 - 1628201

Technical data

Product definition

Note	NOTE: The capacitance between CP and PE exceeds the normative guideline value of 1500 pF.
	Signal transmission may be adversely affected (IEC 61851-1, Annex A, Table A.2, Note c).
	Interference-free V2G communication in accordance with ISO 15118 is not guaranteed for cable lengths over 10 m (ISO IEC 15118-3, A.11.3, Table A.11).
	Cable management is required in certain regions if the cable length exceeds 5.0 m (Switzerland) or 7.5 m (USA) (IEC 61851-1).

Dimensions

Vehicle connector width	70.00 mm
Vehicle connector height	137.00 mm
Vehicle connector depth	215.90 mm
Infrastructure plug width	58.00 mm
Infrastructure plug height	131.80 mm
Infrastructure plug depth	233.40 mm
Conductor length	10 m

Ambient conditions

Ambient temperature (operation)	-30 °C ... 50 °C
Ambient temperature (storage/transport)	-40 °C ... 80 °C
Max. altitude	5000 m (above sea level)
Degree of protection	IP44 (plugged in)
	IP54 (Protective cap)

Electrical properties

Maximum charging power	26.6 kW
Number of phases	3
Number of power contacts	5 (L1, L2, L3, N, PE)
Rated current of power contacts	32 A
Rated voltage for power contacts	480 V AC
Number of signal contacts	2 (CP, PP)
Rated current for signal contacts	2 A
Rated voltage for signal contacts	30 V AC
Type of signal transmission	Pulse width modulation
Resistor coding	220 Ω (between PE and PP)

Mechanical properties

Insertion/withdrawal cycles	> 10000
Insertion force	< 100 N
Withdrawal force	< 100 N

Design

Design line	C-Line
-------------	--------

AC charging cable - EV-T2G3PC-3AC32A-10M6,0ESBK01 - 1628201

Technical data

Design

Housing color	black
Mating face color	black
Color handle area	gray
Color protective cap	black
Customer variations	On request

Material

Housing material	Plastic
Material handle area	Soft plastic
Material protective cap	Soft plastic
Material mating face	Plastic
Flammability rating	V0
Material surface of contacts	Ag

Cable

Cable structure	5 x 6.0 mm ² + 1 x 0.5 mm ²
Wiring standards/regulations	prEN 50620 / DIN EN 50620
Wiring class	Class 5
Wiring certifications	VDE
External cable diameter	17 mm ±0.4 mm
Type of conductor	straight
Outer sheath, material	TPE-U
External sheath, color	black
Minimum bending radius	255 mm (15 x diameter)

Locking

Locking type	No locking option for U-lock
--------------	------------------------------

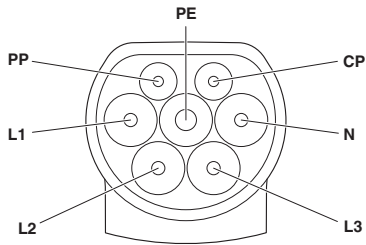
Environmental Product Compliance

REACH SVHC	Lead 7439-92-1
China RoHS	Environmentally Friendly Use Period = 10;
	For details about hazardous substances go to tab "Downloads", Category "Manufacturer's declaration"

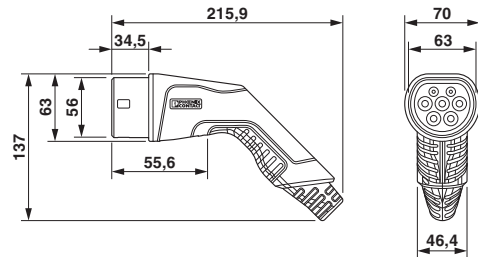
Drawings

AC charging cable - EV-T2G3PC-3AC32A-10M6,0ESBK01 - 1628201

Connection diagram



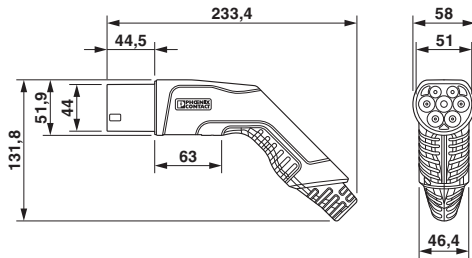
Dimensional drawing



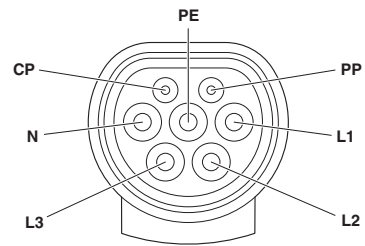
Pin assignment of Infrastructure Plug

Vehicle connector

Dimensional drawing



Schematic diagram




Infrastructure plug


Pin assignment of the Vehicle Connector

AC charging cable - EV-T2G3PC-3AC32A-10M6,0ESBK01 - 1628201


Schematic diagram




[I]




[II]



[III]



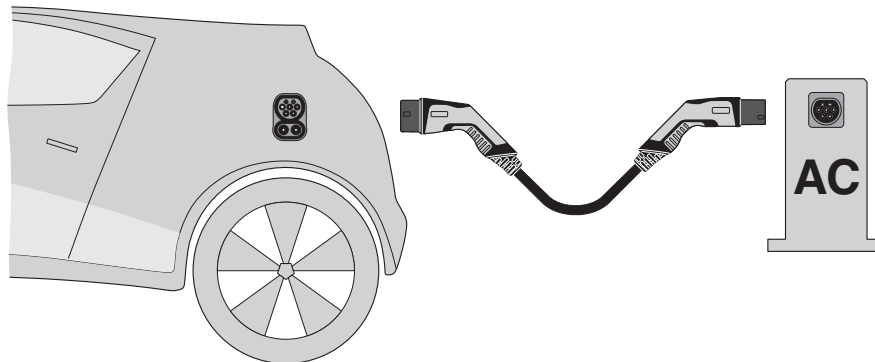
[IV]



[V]

AC charging cable - EV-T2G3PC-3AC32A-10M6,0ESBK01 - 1628201

Schematic diagram



Terminology definition

Phoenix Contact 2018 © - all rights reserved
<http://www.phoenixcontact.com>

PHOENIX CONTACT GmbH & Co. KG
Flachsmarktstr. 8
32825 Blomberg
Germany
Tel. +49 5235 300
Fax +49 5235 3 41200
<http://www.phoenixcontact.com>