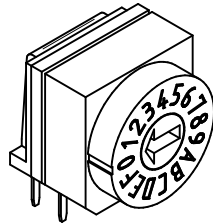
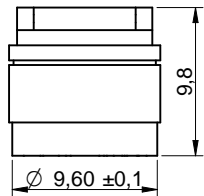
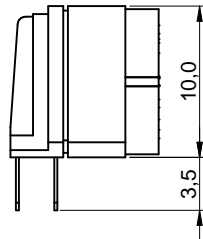



RECOMMENDED LAYOUT



TECHNICAL CHARACTERISTICS

SPECIFICATION

- >**Contact Rating:**
 - Switching: 150mA, 24VDC
 - Non-Switching: 400mA, 24VDC
- >**Contact Resistance:**
 - Initial: 80mOHM max.
 - After Life Test: 200mOHM max.
- >**Insulation Resistance:** min. 100MOHM at 250VDC
- >**Dielectric Strength:** 250VAC for 1 minute
- >**Operating Force:** 700g max.
- >**Life cycle:** 10.000 steps
- >**Position:** 16
- >**Actuator:** Arrow type

MATERIAL

- >**Cover:** PA66 UL 94V-0, color light grey
- >**Base:** PA66 UL 94V-0, color black
- >**Actuator:** POM UL HB
- >**Contact:** Gold Plated
- >**Terminal:** Gold Plated

SOLDERING INFORMATION

- >**Terminal in THT version**
- >**Wave soldering at 260°C for 10 sec. max**
- >**Hand soldering at 350°C for 3 sec. max**

WASHABLE DEFINITION

Please do not submerge washable products into water or cleaning agents or put them in locations exposed to water or liquids completely. When cleaning by hand (brushing), please do not use excessive force on our switch to avoid malfunction afterwards, because you could deform function relevant areas or you could damage sealing functions. Do not clean washable series immediately after soldering. The cleaning agent may be absorbed into the switch through respiration while the switch cools.

ENVIRONMENTAL

- >**Storage condition:** -40°C ~ +85°C
- >**Operation condition:** -40°C ~ +85°C
- >**Compliance:** ROHS, Reach

PACKAGING INFORMATION

>Tube

Part number	Color of Actuator	Position	Code
428 427 320 916	dark grey	16	Real Code
428 427 320 917	ivory	16	Complement Code

Real Code	
16 Position	Code
0	C 1 2 4 8
1	• • • • •
2	• • • • •
3	• • • • •
4	• • • • •
5	• • • • •
6	• • • • •
7	• • • • •
8	• • • • •
9	• • • • •
10	• • • • •
11	• • • • •
12	• • • • •
13	• • • • •
14	• • • • •
15	• • • • •

Complement Code	
16 Position	Code
0	C 1 2 4 8
1	• • • • •
2	• • • • •
3	• • • • •
4	• • • • •
5	• • • • •
6	• • • • •
7	• • • • •
8	• • • • •
9	• • • • •
10	• • • • •
11	• • • • •
12	• • • • •
13	• • • • •
14	• • • • •
15	• • • • •

Scale - 2:1

This electronic component is designed and developed with the intention for use in general electronics equipments.

Before incorporating the components into any equipments in the field such as aerospace, aviation, nuclear control, submarine, transportation, (automotive control, train control, ship control), transportation signal, disaster prevention, medical, public information network etc. where higher safety and reliability are especially required or if there is possibility of direct damage or injury to human body, Würth Elektronik must be asked for a written approval.

In addition, even electronic component in general electronic equipments, when used in electrical circuits that require high safety, reliability functions or performance, the sufficient reliability evaluation-check for the safety must be performed before by the user before usage.

			GENERAL TOLERANCE .x = +/- 0,2 .xx = +/- 0,15		Basic material	
			Date	Name	DESCRIPTION	
			Drawn	12-03-13	Jelisarow	WS-ROTU 10x10mm right angle rotary Switch, 16 position, THT version
			Checked	12-03-13	Hsu	
c	dimension changed recommend Layout	14-10-23	DaF			Scale 2:1
b	revised MatchCode	14-07-25	AL	Würth Elektronik eiCan		Position
a	Washable Definition	05-03-14	DaF			Drawing.- No. 42842732091x
REV	FILE	DATE	BY	EDV NO	42842732091x.dft	System :Solid Edge V20
						SIZE
						A4