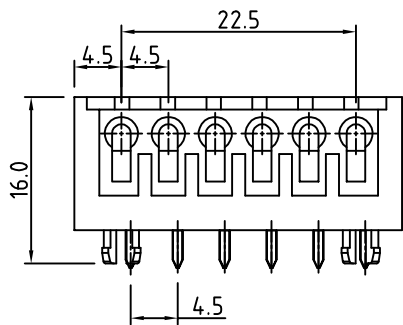



SIGN	DATE	DESCRIPTION	APPROVER
		<i>THIS IS CAD DRAWING, DO NOT REVISE MANUALLY!!!</i>	



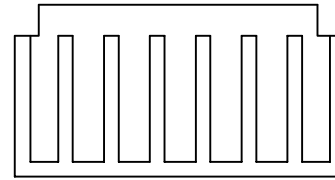
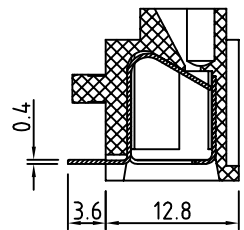
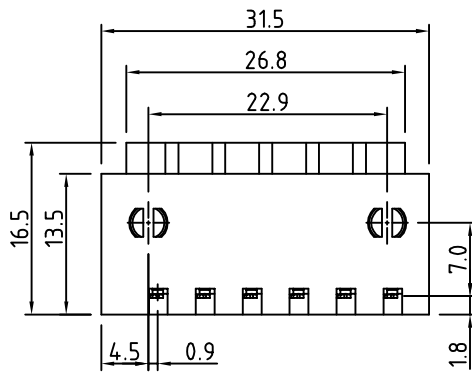
**Material**

- Terminal body (Contact pin): PhBz
- Surface of solder tail: Tin plated
- Insulator (housing): Thermoplastic (UL94V-0)

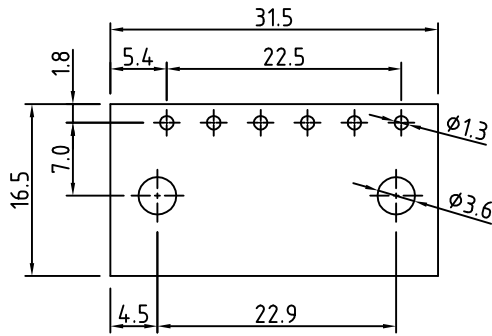
**Electrical cULus/VDE**

- Voltage rating: 250VAC
- Current rating: 2A
- Wire range: 0.5-0.75mm<sup>2</sup>
  - Solid wire(AWG):
  - Stranded wire(AWG):
- Wire strip length: 6-7mm
- Withstanding Voltage: 2KV
- Operating temperature: -30°C to +105°C
- Soldering temperature: 250°C±10°C/5 Sec
- Safety Approval: 

RoHS Compliant




**P.C.B LAYOUT**



THESE DRAWINGS AND SPECIFICATIONS ARE THE PROPERTY OF ON-SHORE TECHNOLOGY, INC. AND SHALL NOT BE REPRODUCED, COPIED OR USED IN ANY MANNER WITHOUT THE PRIOR WRITTEN CONSENT OF ON-SHORE TECHNOLOGY, INC.



TITLE		OSTTN-4.5mm Series 6P Without cover				
PART NO.	OSTTN062910	DWG NO.	OSTTN062910.DWG			
APPROVED	CHECKED	DESIGNED	DRAWN	CUST NO.	Tolerance	
	Marvin 2006.08.21	Marvin 2006.08.21	Marvin 2006.08.21		X. ±0.50 X.X ±0.30 X.XX ±0.10 X° ±1°	
				SHEET: 01/01	UNIT: mm SCALE: NONE REV: C	