

KMT2 Series Nano-Miniature SMT Top Actuated

Features

- **Smallest footprint**
- **High number of cycles within the smallest packaging**
- **Smallest thickness with integrated actuator**
- **Ground pin option**
- **Halogen free**

Typical Applications

- **Mobile Phones**
- **Hearing Aids**
- **MP3 accessories**
- **Bluetooth Headset**



B

Tactile Switches

Specification

FUNCTION: momentary action
CONTACT ARRANGEMENT: 1 make contact = SPST, N.O.
TERMINALS: Gullwing type for SMT

Environmental

OPERATING TEMPERATURE: -40°C to 85°C
STORAGE TEMPERATURE: -55°C (10 days)
+85°C (4 days)

Mechanical

Process

SOLDERING: This component is suited to the following methods:
– Infrared Reflow Soldering in accordance with IEC61760-1

Packaging

In reels of 4,000 pieces.
Dimensions of reels according to EIA 481B
External diameter 180 mm

NOTE: Specifications listed above are for switches with standard options.
For information on specific and custom switches, consult Customer Service Center.

Type G and NG	Operating force Newtons (grams)	Operating Life	Tactile Feeling	Travel mm
KMT 211 HF LFS	1.0 (100) ± 0.25	150,000	≥ 10%	0.15 ± 0.1
KMT 221 HF LFS	1.6 (160) ± 0.40	150,000	≥ 30%	0.15 ± 0.1

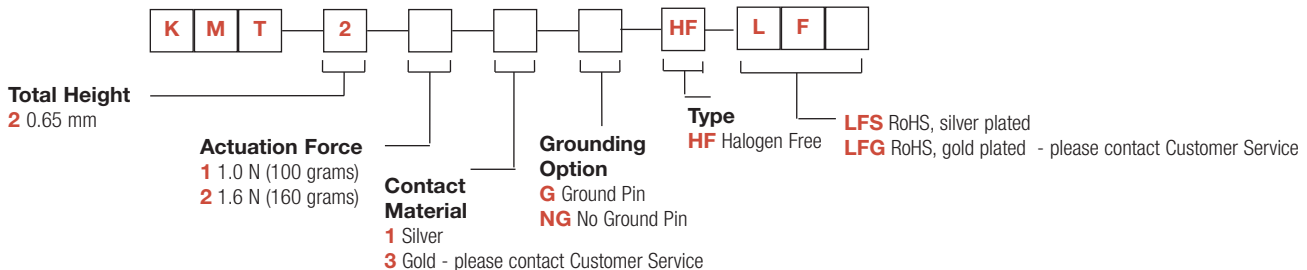
Electrical

MAXIMUM POWER: 0.5 VA
MAXIMUM VOLTAGE: 32 VDC
MINIMUM VOLTAGE: 20 mV
MAXIMUM CURRENT DC: 50 mA
MINIMUM CURRENT DC: 1 mA
DIELECTRIC STRENGTH: ≥ 250 Vrms (1mn)
CONTACT RESISTANCE: ≤ 150 mΩ
INSULATION RESISTANCE: ≥ 50 MΩ
BOUNCE TIME: ≤ 6 ms

Silver

Part Number Description

For any part number different from those listed above, please consult your local representative.

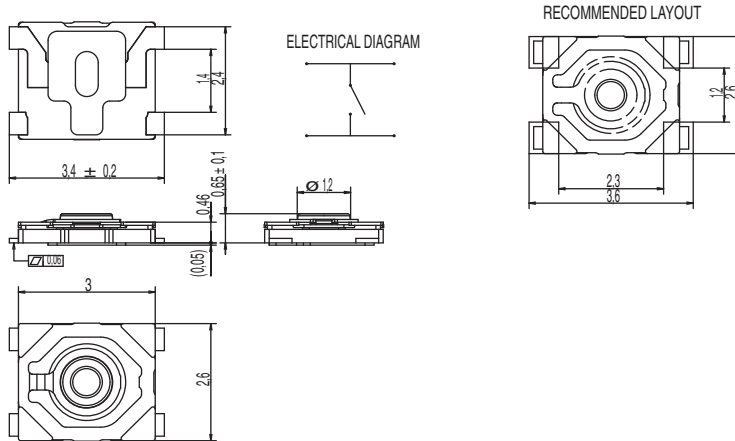


KMT2 Series Nano-Miniature SMT Top Actuated

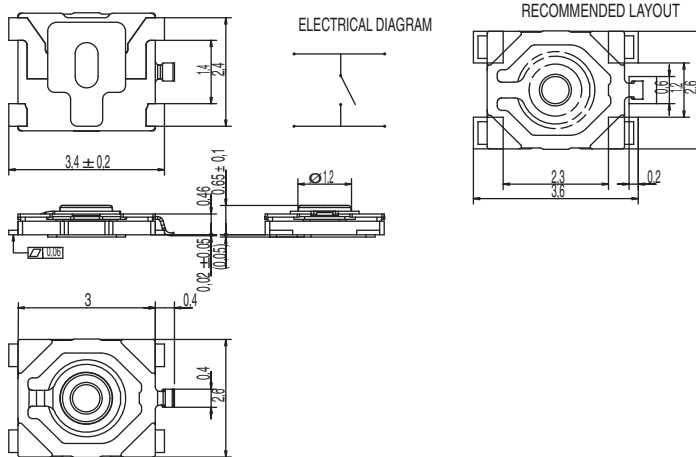
B

Tactile Switches

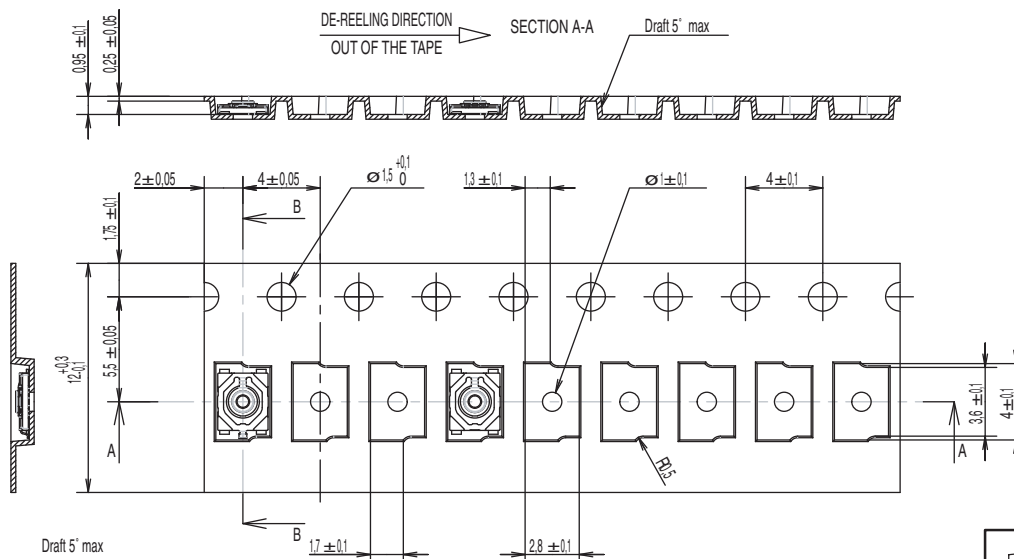
KMT Series – No Ground Pin



KMT Series – With Ground Pin



TAPE & REEL



Dimensions are shown: mm
Specifications and dimensions subject to change

