

Lightning/surge arrester type 1/2 - VAL-MS-T1/T2 48/12.5/1+0-FM - 2801240

Please be informed that the data shown in this PDF Document is generated from our Online Catalog. Please find the complete data in the user's documentation. Our General Terms of Use for Downloads are valid (<http://phoenixcontact.com/download>)




Universal varistor-based plug-in lightning/surge arrester for 1-phase power supply networks with common N and PE (2-conductor system: L1, PEN), with remote indication contact.

Why buy this product

- ✓ Plugs can be checked with CHECKMASTER
- ✓ With floating remote indication contact
- ✓ Secure hold of plugs in the event of high lightning current loads and strong vibrations thanks to new latching
- ✓ Optical, mechanical status indication for the individual arresters
- ✓ Pluggable
- ✓ Thermal disconnect device for each individual plug
- ✓ Mechanical coding of all slots



Key Commercial Data

Packing unit	1 STK
GTIN	 4 046356 750189
GTIN	4046356750189

Technical data

Dimensions

Height	97 mm
Width	17.5 mm
Depth	77.5 mm
Horizontal pitch	1 Div.

Ambient conditions

Degree of protection	IP20 (only when all terminal points are used)
Ambient temperature (operation)	-40 °C ... 80 °C

Lightning/surge arrester type 1/2 - VAL-MS-T1/T2 48/12.5/1+0-FM - 2801240

Technical data

Ambient conditions

Ambient temperature (storage/transport)	-40 °C ... 80 °C
Altitude	≤ 2000 m (amsl (above mean sea level))
Permissible humidity (operation)	5 % ... 95 %
Shock (operation)	30g (half sinus / 11 ms / 3x ±X, ±Y, ±Z)
Vibration (operation)	7.5g (10 ... 500 Hz / 2.5 h / X, Y, Z)

General

IEC test classification	I / II
	T1 / T2
	I
EN type	T1 / T2
IEC power supply system	TN-C
Mode of protection	L-N
	L-PEN
	(L+) - (L-)
	(L-) - PE
	(L+) - PE
Mounting type	DIN rail: 35 mm
Color	jet black RAL 9005
Housing material	PA 6.6
	PBT
Degree of pollution	2
Flammability rating according to UL 94	V-0
Design	DIN rail module, two-section, divisible
Number of positions	1
Surge protection fault message	Optical, remote indicator contact

Protective circuit

Nominal voltage U_N	60 V AC ±10 % (TN)
	60 V DC ±10 %
	-48 V DC ±10 % (RRH)
Nominal frequency f_N	50 Hz (60 Hz)
Maximum continuous voltage U_C	75 V AC
	100 V DC
Rated load current I_L	80 A
Residual current I_{PE}	≤ 0.6 mA
Standby power consumption P_C	≤ 45 mVA
Nominal discharge current I_n (8/20) μ s	12.5 kA
Maximum discharge current I_{max} (8/20) μ s	30 kA
Impulse discharge current (10/350) μ s, charge	6.25 As

Lightning/surge arrester type 1/2 - VAL-MS-T1/T2 48/12.5/1+0-FM - 2801240

Technical data

Protective circuit

Impulse discharge current (10/350) μ s, specific energy	39 kJ/ Ω
Impulse discharge current (10/350) μ s, peak value I_{imp}	12.5 kA
Short-circuit current rating I_{SCCR}	25 kA
Voltage protection level U_p	≤ 0.4 kV
Residual voltage U_{res}	≤ 0.4 kV (at I_n)
	≤ 0.35 kV (at 10 kA)
	≤ 0.3 kV (at 5 kA)
	≤ 0.275 kV (at 4 kA)
	≤ 0.25 kV (at 3 kA)
TOV behavior at U_T	100 V AC (5 s / withstand mode)
	130 V DC (5 s / withstand mode)
Response time t_A	≤ 25 ns
Max. backup fuse with branch wiring	160 A (gG)
Max. backup fuse with V-type through wiring	80 A (gG - 16 mm ²)

Additional technical data

Maximum discharge current I_{max} (8/20) μ s	65 kA
--	-------

Indicator/remote signaling

Switching function	PDT contact
Operating voltage	5 V AC ... 250 V AC
	125 V DC (200 mA DC)
Operating current	5 mA AC ... 1.5 A AC
	1 A DC (30 V DC)
Connection method	Screw connection
Screw thread	M2
Tightening torque	0.25 Nm
Stripping length	7 mm
Conductor cross section flexible	0.14 mm ² ... 1.5 mm ²
Conductor cross section solid	0.14 mm ² ... 1.5 mm ²
Conductor cross section AWG	28 ... 16

Connection data

Connection method	Screw connection
Screw thread	M5
Tightening torque	4.5 Nm
Stripping length	16 mm
Conductor cross section flexible	1.5 mm ² ... 25 mm ²
Conductor cross section solid	1.5 mm ² ... 35 mm ²
Conductor cross section AWG	15 ... 2

Lightning/surge arrester type 1/2 - VAL-MS-T1/T2 48/12.5/1+0-FM - 2801240

Technical data

UL specifications

SPD Type	1CA
Maximum continuous operating voltage MCOV (L+) - (L-)	100 V DC
Nominal voltage	60 V DC
Mode of protection	(L+) - (L-)
Voltage protection rating VPR (L+) - (L-)	400 V
Nominal discharge current I _n (L+) - (L-)	20 kA
Short-circuit current rating (SCCR)	5 kA

UL indicator/remote signaling

Operating voltage	125 V AC
Operating current	1 A AC
Tightening torque	4 lb _F -in.
Conductor cross section AWG	30 ... 14

UL connection data

Conductor cross section AWG	10 ... 2
Tightening torque	30 lb _F -in.

Standards and Regulations

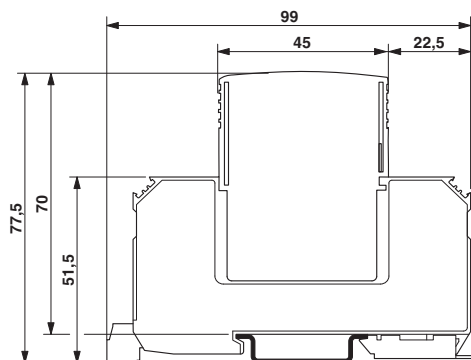
Standards/regulations	IEC 61643-11 2011
	EN 61643-11 2012

Environmental Product Compliance

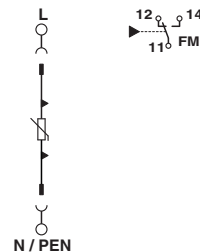
China RoHS	Environmentally Friendly Use Period = 50
	For details about hazardous substances go to tab "Downloads", Category "Manufacturer's declaration"

Drawings

Dimensional drawing



Circuit diagram



Lightning/surge arrester type 1/2 - VAL-MS-T1/T2 48/12.5/1+0-FM - 2801240

Approvals

Approvals

Approvals

UL Recognized / cUL Recognized / KEMA-KEUR / VDE Zeichengenehmigung / EAC / CCA / IECCEB Scheme / EAC / cULus Recognized

Ex Approvals

Approval details

UL Recognized		http://database.ul.com/cgi-bin/XYV/template/LISEXT/1FRAME/index.htm	FILE E 330181
cUL Recognized		http://database.ul.com/cgi-bin/XYV/template/LISEXT/1FRAME/index.htm	FILE E 330181
KEMA-KEUR		http://www.dekra-certification.com	2158241.01
VDE Zeichengenehmigung		http://www.vde.com/en/Institute/OnlineService/VDE-approved-products/Pages/Online-Search.aspx	40037097
EAC			EAC-Zulassung
CCA			DE1-34244
IECEE CB Scheme		http://www.iecee.org/	DE1-51927
EAC			RU C-DE.A*30.B01561

Lightning/surge arrester type 1/2 - VAL-MS-T1/T2 48/12.5/1+0-FM - 2801240

Approvals

cULus Recognized



<http://database.ul.com/cgi-bin/XYV/template/LISEXT/1FRAME/index.htm>

Phoenix Contact 2017 © - all rights reserved
<http://www.phoenixcontact.com>

PHOENIX CONTACT GmbH & Co. KG
Flachsmarktstr. 8
32825 Blomberg
Germany
Tel. +49 5235 300
Fax +49 5235 3 41200
<http://www.phoenixcontact.com>