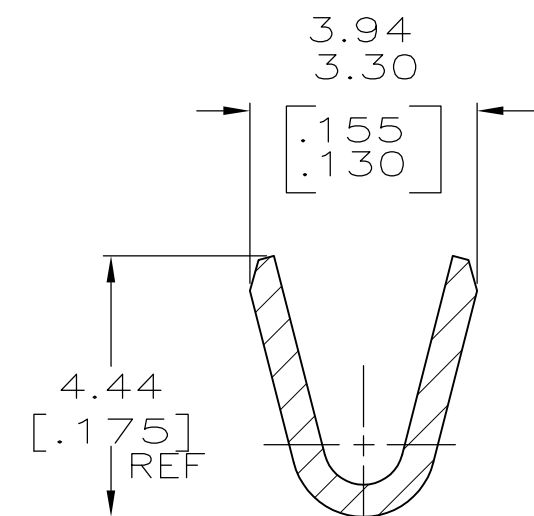
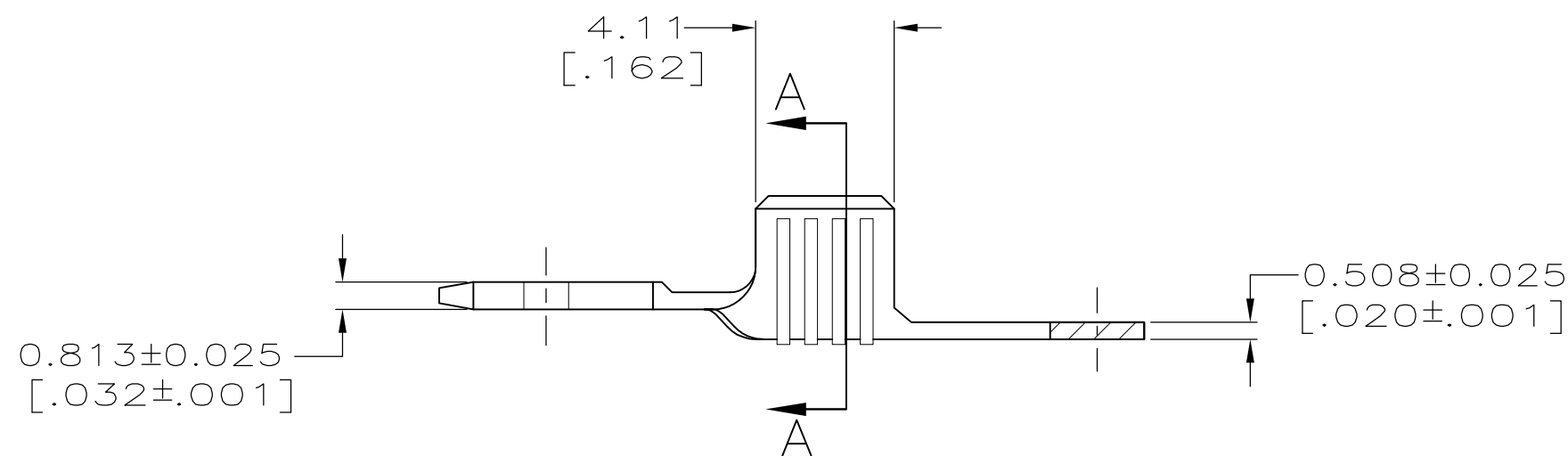
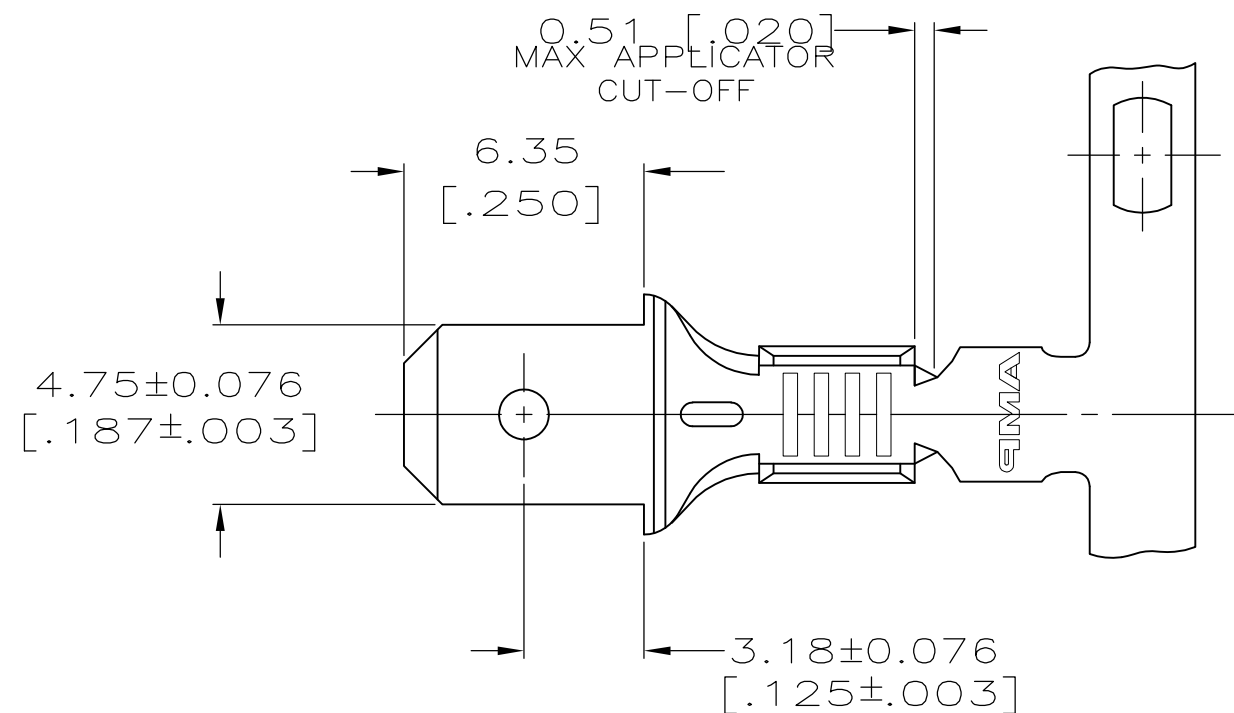


THIS DRAWING IS UNPUBLISHED. RELEASED FOR PUBLICATION
 © COPYRIGHT BY TYCO ELECTRONICS CORPORATION. ALL INTERNATIONAL RIGHTS RESERVED.

LOC	DIST	REVISIONS			
P	LTR	DESCRIPTION	DATE	DWN	APVD
AF	50	B	REVISED PER ECR-10-004058	08JUN10	HMR PD



SECTION A-A

1. CONTINUOUS STRIP ON REELS.
2. WIRE SIZE TO BE [#18-#14] AWG.

63919-1
 PART NO.

THIS DRAWING IS A CONTROLLED DOCUMENT.		DWN JR RUTH 7/1/96	Tyco Electronics Corporation Harrisburg, PA 17105-3608														
DIMENSIONS: mm [INCHES]		CHK MS FEHER 7/1/96	NAME														
TOLERANCES UNLESS OTHERWISE SPECIFIED:		APVD P DESANTIS 7/1/96	TAB, FASTON, 4.75 [.187] SERIES														
<table border="0"> <tr><td>0 PLC</td><td>± -</td></tr> <tr><td>1 PLC</td><td>± -</td></tr> <tr><td>2 PLC</td><td>± 0.25 [.010]</td></tr> <tr><td>3 PLC</td><td>± -</td></tr> <tr><td>4 PLC</td><td>± -</td></tr> <tr><td>ANGLES</td><td>± -</td></tr> </table>		0 PLC	± -	1 PLC	± -	2 PLC	± 0.25 [.010]	3 PLC	± -	4 PLC	± -	ANGLES	± -	PRODUCT SPEC -	SIZE A3	CAGE CODE 00779	DRAWING NO G-63919
0 PLC	± -																
1 PLC	± -																
2 PLC	± 0.25 [.010]																
3 PLC	± -																
4 PLC	± -																
ANGLES	± -																
MATERIAL 082 BRASS	FINISH TIN	APPLICATION SPEC -	RESTRICTED TO -	CUSTOMER DRAWING													
		WEIGHT -	SCALE 5:1	SHEET 1 OF 1	REV B												