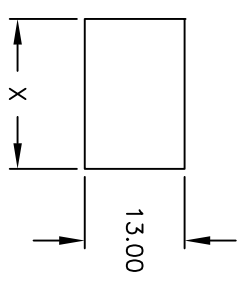


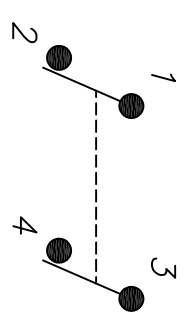
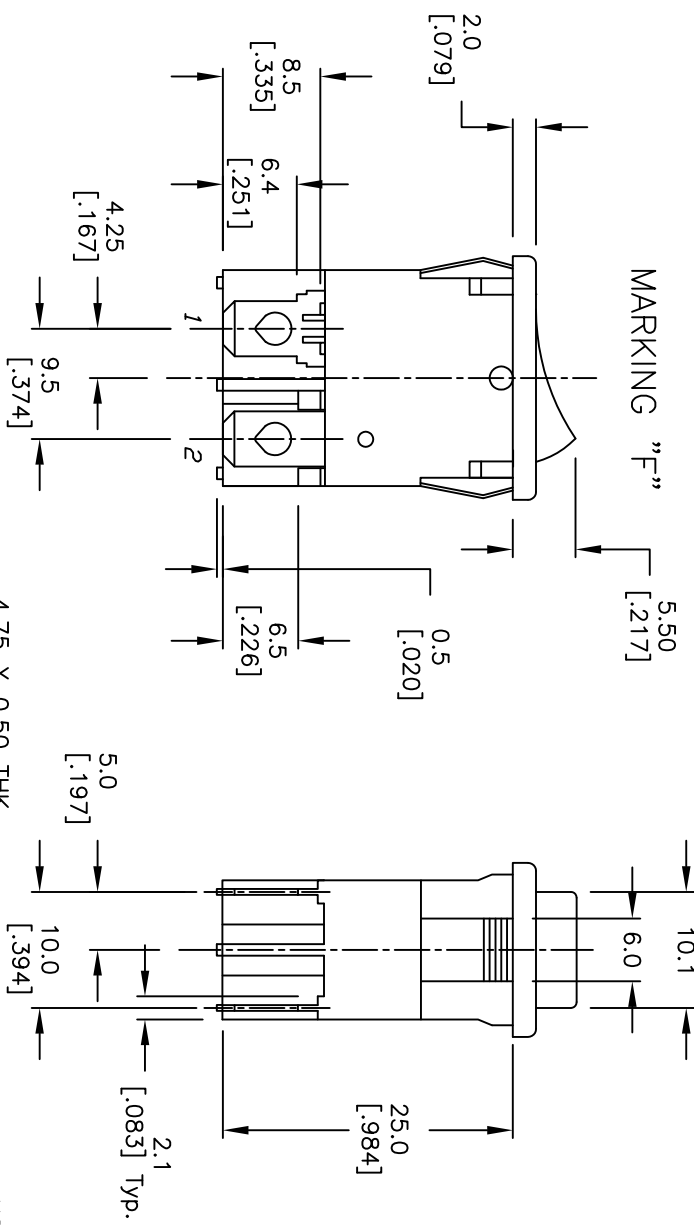
MARKING "F"



RECOMMENDED PANEL MOUNTING

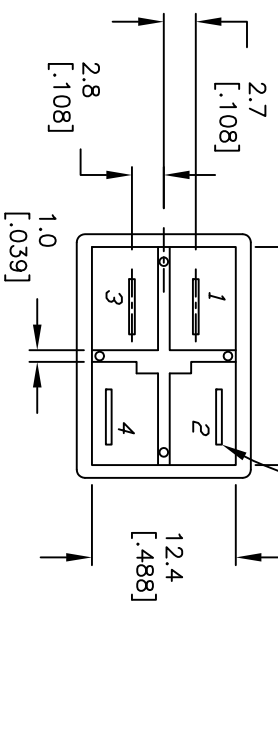
NOT TO SCALE

| PANEL THICKNESS | X |
|-----------------------|-------------|
| 0.75-1.25 (.030-.049) | 19.2 (.756) |
| 1.25-2.0 (.049-.079) | 19.4 (.764) |



NOTES:
CIRCUIT: DPST

4.75 X 0.50 THK
[.187 X .020]
TERMINAL TYP.



1. ALL DIMENSIONS IN MM [INCH]
2. GENERAL TOLERANCE: X.X=±0.4 X.XX=±0.25
3. TERM. NOS. FOR REF. ONLY
4. RATING: cRUs 8A125/250VAC
5. MECHANICAL LIFE: 15,000 cycles
6. ELECTRICAL LIFE: 10,000 cycles
7. CONTACT RESISTANCE: 10mILLI-Ohms
8. INSULATION RESISTANCE: >1000Mega-Ohms
9. DIELECTRIC STRENGTH: 1,500 Volts for 1min. 3,000 Volts between poles
10. OPERATING TEMP: -30°C to 85°C
- ▲ 11. HOUSING COLOR: BLACK
- ▲ 12. ACTUATOR COLOR: BLACK

| | | | | |
|------|---------|---------------------------|----------|------|
| D | 20434 | CORRECT RATING | 01/27/12 | BMA |
| C | 13932 | ADD 0 TO PART DESC. | 4/16/04 | AR |
| B | 12538 | REMOVED 0 FROM PART DESC. | 11/5/02 | CB |
| A | 12286 | RELEASED | 9/24/02 | CB |
| REV. | ECN No. | DESCRIPTION | DATE | CHKD |

| | | | | | | |
|------------------|--|-------|---------|----|---------|-----|
| TITLE | | SCALE | DATE | DR | DWG | REV |
| RC1083BBLKBLKFF0 | | 1.5:1 | 9/24/02 | CB | P301508 | D |



THE INFORMATION CONTAINED IN THIS DOCUMENT IS PROPRIETARY TO E-SWITCH AND IS NOT TO BE COPIED OR TRANSFERRED