

## PCB terminal block - SPT 5/ 3-H-7,5-ZB - 1719202

Please be informed that the data shown in this PDF Document is generated from our Online Catalog. Please find the complete data in the user's documentation. Our General Terms of Use for Downloads are valid (<http://phoenixcontact.com/download>)

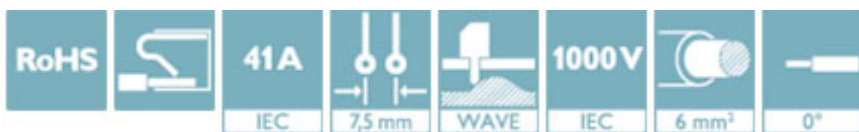


PCB terminal block, nominal current: 41 A, nom. voltage: 1000 V, pitch: 7.5 mm, number of positions: 3, connection method: Push-in spring connection, mounting: Wave soldering, conductor/PCB connection direction: 0°, color: green

The figure shows a 5-pos. version of the product

### Why buy this product

- Time saving push-in connection, tools not required
- Defined contact force ensures that contact remains stable over the long term
- Clamping space opened by means of fixed screwdriver enables convenient conductor connection
- Unrestricted 600-V-UL approval thanks to compact zig-zag pinning
- Operation and conductor connection from one direction enable integration into front of device



### Key Commercial Data

Packing unit	50 STK
GTIN	
GTIN	4046356141307

### Technical data

#### Dimensions

Length [ l ]	18.5 mm
Pitch	7.5 mm
Dimension a	15 mm
Width [ w ]	24.3 mm
Constructional height	24.15 mm
Height [ h ]	28.75 mm
Solder pin [P]	4.6 mm
Pin dimensions	1,7 x 0,8 mm
Pin spacing	13.2 mm
Hole diameter	2.1 mm

# PCB terminal block - SPT 5/ 3-H-7,5-ZB - 1719202

## Technical data

### General

Range of articles	SPT 5/...-H
Insulating material group	I
Rated surge voltage (III/3)	8 kV
Rated surge voltage (III/2)	8 kV
Rated surge voltage (II/2)	6 kV
Rated voltage (III/3)	800 V
Rated voltage (III/2)	1000 V
Rated voltage (II/2)	1000 V
Connection in acc. with standard	EN-VDE
Nominal current I <sub>N</sub>	41 A
Nominal cross section	6 mm <sup>2</sup>
Insulating material	PA
Flammability rating according to UL 94	V0
Stripping length	15 mm
Number of positions	3

### Connection data

Conductor cross section solid min.	0.2 mm <sup>2</sup>
Conductor cross section solid max.	10 mm <sup>2</sup>
Conductor cross section flexible min.	0.2 mm <sup>2</sup>
Conductor cross section flexible max.	6 mm <sup>2</sup>
Conductor cross section flexible, with ferrule without plastic sleeve min.	0.25 mm <sup>2</sup>
Conductor cross section flexible, with ferrule without plastic sleeve max.	6 mm <sup>2</sup>
Conductor cross section flexible, with ferrule with plastic sleeve min.	0.25 mm <sup>2</sup>
Conductor cross section flexible, with ferrule with plastic sleeve max.	4 mm <sup>2</sup>
Conductor cross section AWG min.	24
Conductor cross section AWG max.	8
2 conductors with same cross section, stranded, TWIN ferrules with plastic sleeve, min.	0.25 mm <sup>2</sup>
2 conductors with same cross section, stranded, TWIN ferrules with plastic sleeve, max.	1.5 mm <sup>2</sup>

### Standards and Regulations

Connection in acc. with standard	EN-VDE
	CUL
Flammability rating according to UL 94	V0

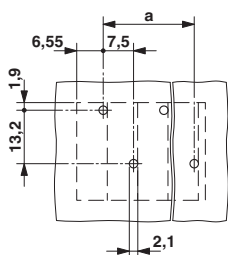
### Environmental Product Compliance

China RoHS	Environmentally friendly use period: unlimited = EFUP-e
	No hazardous substances above threshold values

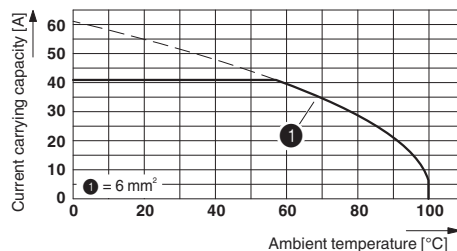
## Drawings

# PCB terminal block - SPT 5/ 3-H-7,5-ZB - 1719202

Drilling diagram

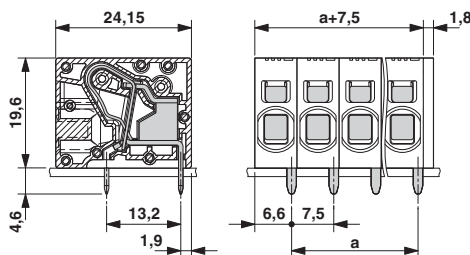


Diagram



Type: SPT 5/...-H-7,5-ZB  
 Test following DIN EN 60512-5-2:2003-01  
 Reduction factor = 1  
 No. of positions: 5

Dimensional drawing



## Approvals

Approvals

Approvals

SEV / CCA / IECCEB Scheme / EAC / cULus Recognized

Ex Approvals


## Approval details


SEV		<a href="https://www.electrosuisse.ch/en/meta/shop/product-certificates.html">https://www.electrosuisse.ch/en/meta/shop/product-certificates.html</a>	IK-3150
Nominal voltage UN	1000 V		
Nominal current IN	41 A		
mm²/AWG/kcmil	6		


# PCB terminal block - SPT 5/ 3-H-7,5-ZB - 1719202

## Approvals

CCA	IK-2956
Nominal voltage UN	1000 V
Nominal current IN	41 A
mm <sup>2</sup> /AWG/kcmil	6

IECEE CB Scheme		<a href="http://www.iecee.org/">http://www.iecee.org/</a>	CH-7429
Nominal voltage UN	1000 V		
Nominal current IN	41 A		
mm <sup>2</sup> /AWG/kcmil	6		

EAC		B.01742
-----	--	---------

cULus Recognized		<a href="http://database.ul.com/cgi-bin/XYV/template/LISEXT/1FRAME/index.htm">http://database.ul.com/cgi-bin/XYV/template/LISEXT/1FRAME/index.htm</a>	E60425-20061129
	B	C	
Nominal voltage UN	600 V	600 V	
Nominal current IN	36 A	36 A	
mm <sup>2</sup> /AWG/kcmil	24-8	24-8	

Phoenix Contact 2018 © - all rights reserved  
<http://www.phoenixcontact.com>

PHOENIX CONTACT GmbH & Co. KG  
 Flachsmarktstr. 8  
 32825 Blomberg  
 Germany  
 Tel. +49 5235 300  
 Fax +49 5235 3 41200  
<http://www.phoenixcontact.com>