


Panduct® Type FL – Flexible Wiring Duct

Panduct® Flexible Wiring Duct is a one-piece, slotted sidewall, open finger design wiring duct intended to route and protect wires in applications that require flexibility. The unique finger design makes it easy to add or remove wires after termination without the use of special tooling. Factory-applied tape is provided for easy positioning.*



Technical/Performance Info

Material	Polypropylene
Flammability	UL94V-2
Color	RAL 7040 Light Gray
Temperature	Rated for continuous-use temperatures up to 149°F (65°C)
Adhesive-backed tape	Polyethylene foam carrier with synthetic rubber adhesive
Applicable mounting surfaces	Very suitable for metal, paper/cardboard, glass/ceramics, wood and many plastics Good bonds are achieved on smooth surfaces
Recommended tape application temperature	65°F to 95°F (18°C to 35°C)

Key Features

Benefits


Flexibility	Can be used in applications requiring flexibility where conventional wiring duct cannot
Fully enclosed fingers	Provides method to retain cables while reducing number of parts needed in stock Adjust and make uniform Benefits information – some right and left justified, some not
Offset fingers	Reduces installation time compared to designs with overlapping fingers
Factory-applied, adhesive-backed tape	Aids in the positioning* of the wire duct.

*Adhesive tape is not meant for permanent mounting of wiring duct. One mounting hole on each end will be exposed for permanent mounting with fasteners. For best results, wiring duct should be applied to clean, dry, grease-free surfaces. We recommend the surface be cleaned prior to wiring duct installation.

Panduit® Type FL – Flexible Wiring Duct

Ordering information

Part Number	Duct External Dimensions (W x H)	Standard Length	Tape Width (W)	Std. Pkg. Qty.
FL12X12LG-A	0.49" x 0.49" (12.5mm x 12.5mm)	19.7"(500mm)	0.24" (25mm)	112 pcs.
FL25X25LG-A	0.98" x 0.98" (25mm x 25mm)		0.58" (14.7mm)	70 pcs.
FL50X50LG-A	1.97" x 1.97" (50mm x 50mm)		0.58" (14.7mm) (2 strips)	32 pcs.

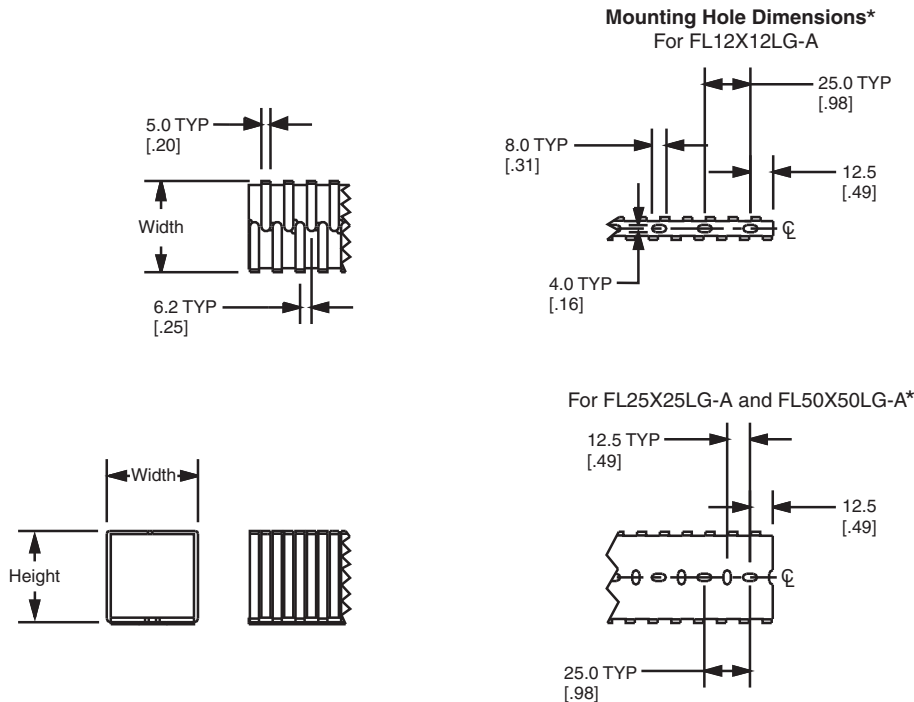


Panduit® Type FL Wiring Duct – Wirefill Capacity

Nominal Duct Size (W X H) mm	Nominal Area mm ²	Electrical															Communication							
		8 AWG			10 AWG			12 AWG			14 AWG			16 AWG			18 AWG			22 AWG	23 AWG	23/24 AWG	24 AWG	Fiber Cable
		5.5	4.2		3.3	3.6	3.9	2.8	3.1	3.4	2.4	2.8	3.0	2.1	2.5	2.7	2.2	8.4	6.4	4.8	3.0			
THHN	THHN	THHN	MTW	MTW	THHN	MTW	MTW	MTW	THHN	MTW	MTW	MTW	MTW	MTW	MTW	Cat. 6A	Cat. 6	Cat. 5e	3.0 mm					
12 x 12	144	1	3	5	4	3	7	5	5	9	7	6	12	8	7	12	0	1	2	6				
25 x 25	625	8	14	22	19	16	31	25	21	42	31	27	54	38	34	53	3	6	10	27				
50 x 50	2500	33	57	91	77	67	125	100	87	168	125	111	219	155	137	214	14	24	42	111				

Table shows maximum wire fill based on 50% of duct internal cross sectional area. Formula – nominal area/2.50 x D². AWG dimensions represent typical outer cable diameter in millimeters.

Dimensions



*Adhesive tape is not meant for permanent mounting of wiring duct. One mounting hole on each end will be exposed for permanent mounting with fasteners. For best results, wiring duct should be applied to clean, dry, grease-free surfaces. We recommend the surface be cleaned prior to wiring duct installation.

WORLDWIDE SUBSIDIARIES AND SALES OFFICES

PANDUIT CANADA
Markham, Ontario
cs-cdn@panduit.com
Phone: 800.777.3300

PANDUIT EUROPE LTD.
London, UK
cs-emea@panduit.com
Phone: 44.20.8601.7200

PANDUIT SINGAPORE PTE. LTD.
Republic of Singapore
cs-ap@panduit.com
Phone: 65.6305.7575

PANDUIT JAPAN
Tokyo, Japan
cs-japan@panduit.com
Phone: 81.3.6863.6000

PANDUIT LATIN AMERICA
Guadalajara, Mexico
cs-la@panduit.com
Phone: 52.33.3777.6000

PANDUIT AUSTRALIA PTY. LTD.
Victoria, Australia
cs-aus@panduit.com
Phone: 61.3.9794.9020

For a copy of Panduit product warranties, log on to www.panduit.com/warranty

For more information

Visit us at www.panduit.com

Contact Customer Service by email: cs@panduit.com
or by phone: 800.777.3300

PANDUIT®

©2013 Panduit Corp.
ALL RIGHTS RESERVED.
Product Bulletin Number WDCB34--WW-ENG
11/2013