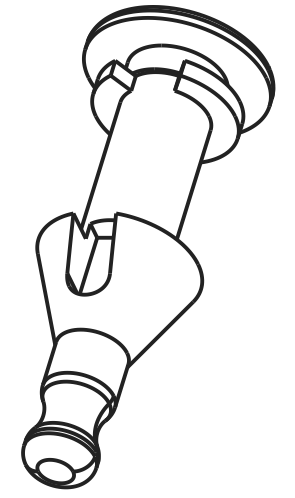
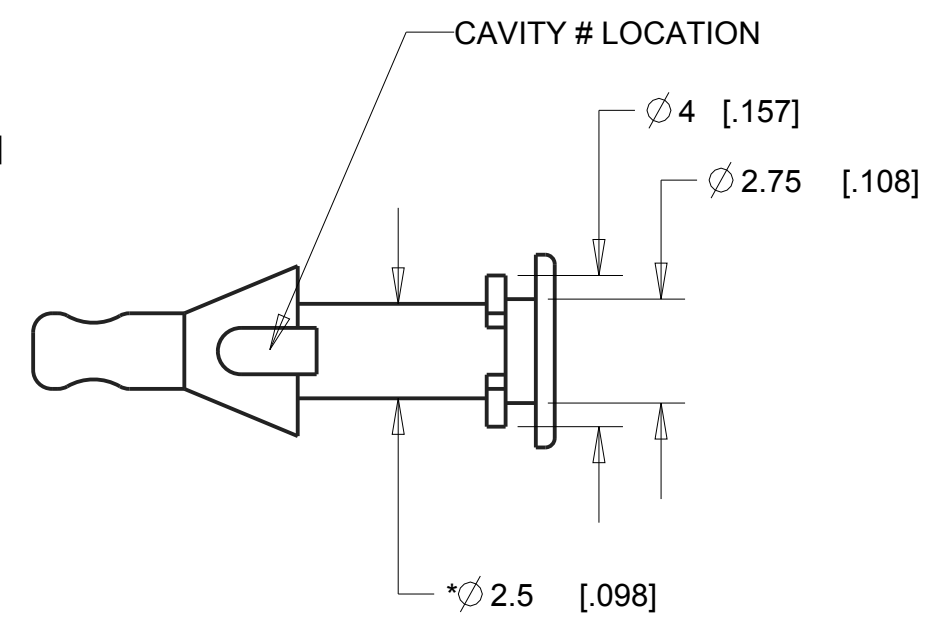
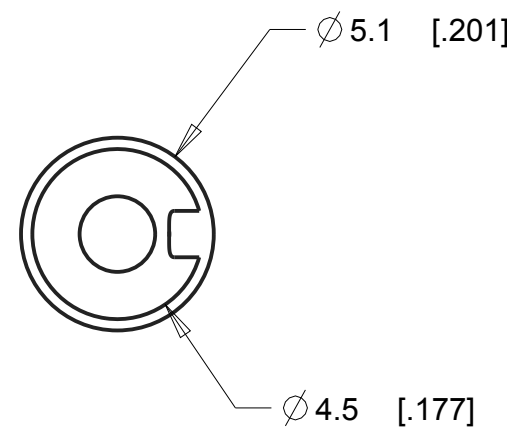
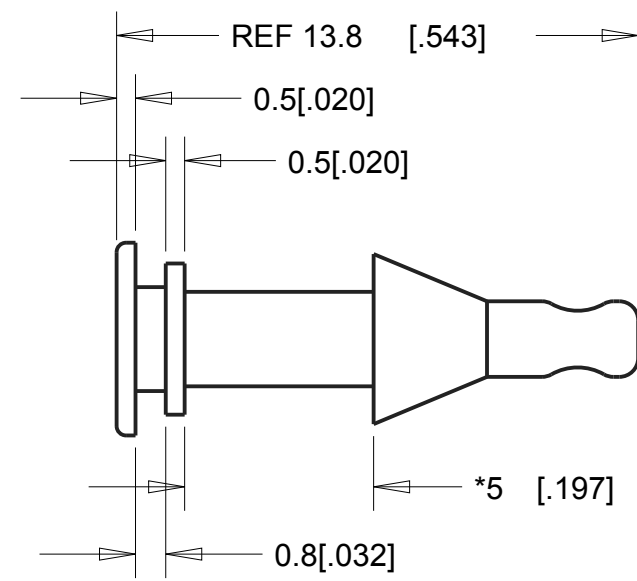




REVISIONS				
DRAWN	REV	DESCRIPTION	DATE	APPROVED
DS	00	ORIGINAL	5-2-01	
KP/TC	01	UPDATED FORMAT, NOTES, TOLERANCES, ADDED WEIGHT, CAVITY LOCATION MISSING DIMS AND -X TO NAMING CONVENTION.	9-8-11	MS
TC	02	TURNT VIEW 90DEG, PREVIOUS 3.73MM DIACHANGED TO 4.0MM	11-2-11	TC



- 3. MAX DRAFT: 2° .
- 2. CRITICAL DIMENSIONS SHALL HAVE C_pk VALUE >= 1.33 WITH ONGOING SPC DATA REQUIRED.
- 1. CRITICAL DIMENSIONS ARE MARKED WITH "**".

NOTES:

F-340-V2375	V-2375
F-340-V2325	V-2325
F-340-C8012	C-8012
F-340-C8002	C-8002
F-340-C8001	C-8001
F-340-3	C-1100
F-340-2	C-1105
F-340-1	C-1002
PART NUMBER	MATERIAL

RANGE	TOL
0<DIM<=2 [0.078]	± 0.15 [.006]
2 [0.078]<DIM<=25 [0.98]	± 0.25 [.010]
25 [0.98]<DIM<=50 [1.969]	± 0.4 [.016]
50 [1.969]<DIM	± 0.6 [.024]

UNLESS OTHERWISE SPECIFIED UNITS ARE: MM [IN] TOLERANCE FOR ANGLES: ±1.0°	MATERIAL: SEE TABLE ON LEFT	AEARO TECHNOLOGIES LLC * a 3M company		
	ALLOWABLE FLASH: .12MM [.005]	QUALITY CONTROL: MUST COMPLY WITH E-A-R SPECIALTY COMPOSITES SUPPLIER QUALITY MANUAL REQUIREMENTS	TITLE F-340 FAN MOUNT	
GATE: ±.25MM [.010]	NOTES: ANY FEATURE NOT DIMENSIONED IN PRINT MUST BE VISIBLY PRESENT, UTILIZE 3D CAD FOR CREATION	SIZE B	DRAWING NO. F-340-X	PAGE NO. 1 OF 1
0.1 GRAM REF				