

Schottky Diode Gen <sup>2</sup>

preliminary

$$V_{RRM} = 100V$$


$$I_{FAV} = 2 \times 15A$$

$$V_F = 0.73V$$

High Performance Schottky Diode  
Low Loss and Soft Recovery  
Common Cathode

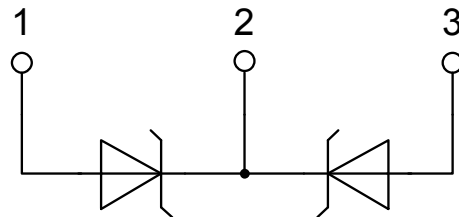
Part number

DSA30C100PN



Backside: isolated

E72873

**Features / Advantages:**

- Very low  $V_f$
- Extremely low switching losses
- Low  $I_{rm}$  values
- Improved thermal behaviour
- High reliability circuit operation
- Low voltage peaks for reduced protection circuits
- Low noise switching

**Applications:**

- Rectifiers in switch mode power supplies (SMPS)
- Free wheeling diode in low voltage converters

**Package:** TO-220FP

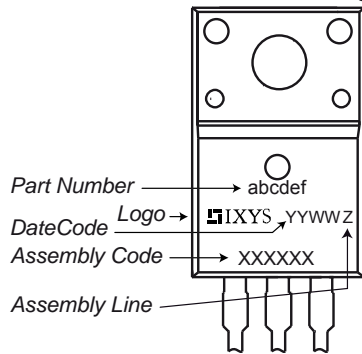
- Isolation Voltage: 2500 V~
- Industry standard outline
- RoHS compliant
- Epoxy meets UL 94V-0
- Soldering pins for PCB mounting
- Base plate: Plastic overmolded tab
- Reduced weight

Schottky				Ratings			
Symbol	Definition	Conditions		min.	typ.	max.	Unit
$V_{RSM}$	max. non-repetitive reverse blocking voltage					100	V
$V_{RRM}$	max. repetitive reverse blocking voltage					100	V
$I_R$	reverse current, drain current	$V_R = 100\text{ V}$		$T_{VJ} = 25^\circ\text{C}$		250	$\mu\text{A}$
		$V_R = 100\text{ V}$		$T_{VJ} = 125^\circ\text{C}$		2.5	mA
$V_F$	forward voltage drop	$I_F = 15\text{ A}$		$T_{VJ} = 25^\circ\text{C}$		0.91	V
		$I_F = 30\text{ A}$				1.08	V
		$I_F = 15\text{ A}$		$T_{VJ} = 125^\circ\text{C}$		0.73	V
		$I_F = 30\text{ A}$				0.91	V
$I_{FAV}$	average forward current	$T_C = 120^\circ\text{C}$	rectangular	$T_{VJ} = 175^\circ\text{C}$		15	A
$V_{FO}$	threshold voltage			$T_{VJ} = 175^\circ\text{C}$		0.46	V
$r_F$	slope resistance					12.4	m $\Omega$
$R_{thJC}$	thermal resistance junction to case					4.2	K/W
$R_{thCH}$	thermal resistance case to heatsink				0.50		K/W
$P_{tot}$	total power dissipation			$T_C = 25^\circ\text{C}$		35	W
$I_{FSM}$	max. forward surge current	$t = 10\text{ ms}; (50\text{ Hz}), \text{ sine}; V_R = 0\text{ V}$		$T_{VJ} = 45^\circ\text{C}$		340	A
$C_J$	junction capacitance	$V_R = 12\text{ V}$	$f = 1\text{ MHz}$	$T_{VJ} = 25^\circ\text{C}$		146	pF

preliminary

Package TO-220FP		Ratings				
Symbol	Definition	Conditions	min.	typ.	max.	Unit
$I_{RMS}$	RMS current	per terminal			35	A
$T_{VJ}$	virtual junction temperature		-55		175	°C
$T_{op}$	operation temperature		-55		150	°C
$T_{stg}$	storage temperature		-55		150	°C
<b>Weight</b>				2		g
$M_D$	mounting torque		0.4		0.6	Nm
$F_C$	mounting force with clip		20		60	N
$d_{Spp/APP}$	creepage distance on surface   striking distance through air	terminal to terminal	1.6	1.0		mm
$d_{Spb/Abp}$		terminal to backside	2.5	2.5		mm
$V_{ISOL}$	isolation voltage	t = 1 second	2500			V
		t = 1 minute	2080			V

### Product Marking



### Part number

- D = Diode
- S = Schottky Diode
- A = low VF
- 30 = Current Rating [A]
- C = Common Cathode
- 100 = Reverse Voltage [V]
- PN = TO-220ABFP (3)

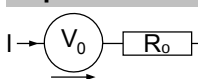
Ordering	Part Number	Marking on Product	Delivery Mode	Quantity	Code No.
Standard	DSA30C100PN	DSA30C100PN	Tube	50	503508

Similar Part	Package	Voltage class
DSA30C100PB	TO-220AB (3)	100
DSA30C100HB	TO-247AD (3)	100
DSA30C100QB	TO-3P (3)	100

### Equivalent Circuits for Simulation

\* on die level

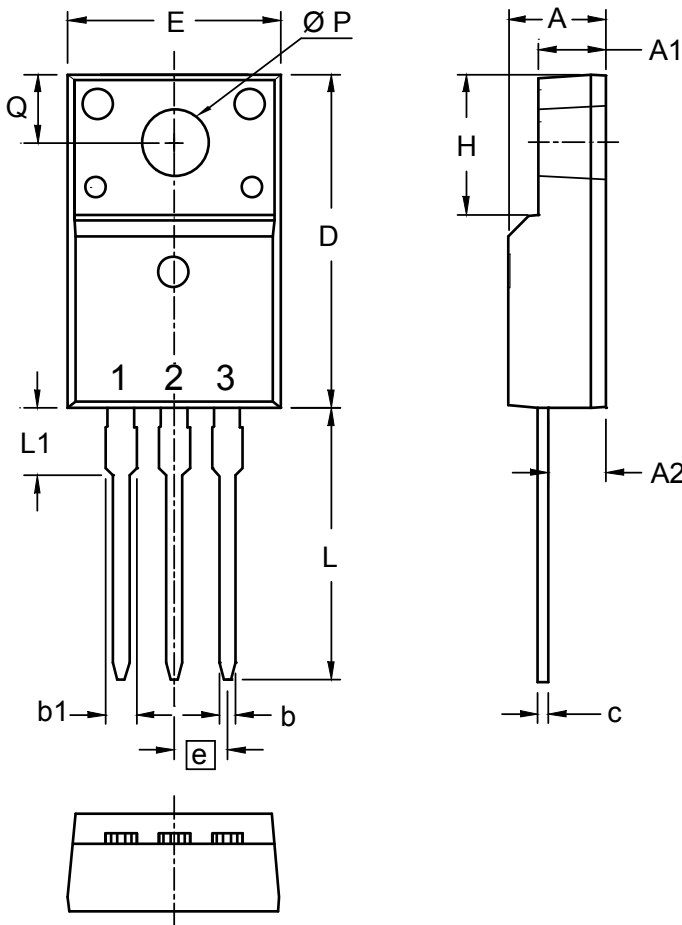
$T_{VJ} = 175^\circ\text{C}$



Schottky

$V_{0\ max}$	threshold voltage	0.46	V
$R_{0\ max}$	slope resistance *	9.2	mΩ

## Outlines TO-220FP



Dim.	Millimeters		Inches	
	min	max	min	max
A	4.50	4.90	0.177	0.193
A1	2.34	2.74	0.092	0.108
A2	2.56	2.96	0.101	0.117
b	0.70	0.90	0.028	0.035
c	0.45	0.60	0.018	0.024
D	15.67	16.07	0.617	0.633
E	9.96	10.36	0.392	0.408
e	2.54 BSC		0.100 BSC	
H	6.48	6.88	0.255	0.271
L	12.68	13.28	0.499	0.523
L1	3.03	3.43	0.119	0.135
ØP	3.08	3.28	0.121	0.129
Q	3.20	3.40	0.126	0.134

