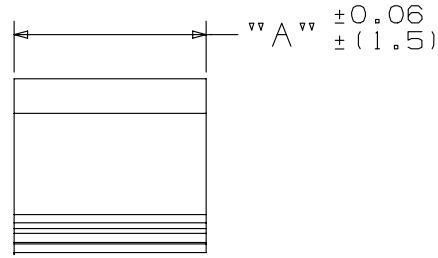
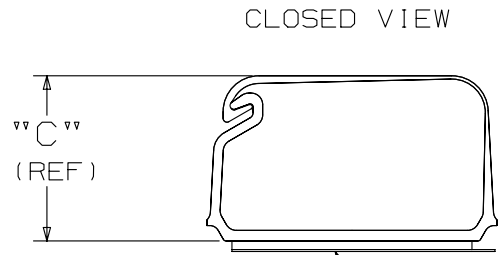
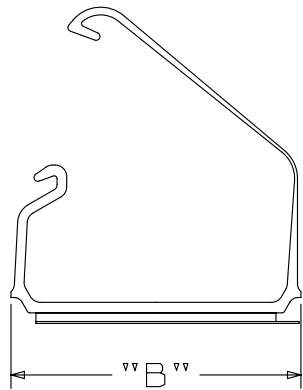


THIS COPY IS PROVIDED ON A RESTRICTED BASIS AND IS NOT TO BE USED IN ANY WAY DETRIMENTAL TO THE INTERESTS OF PANDUIT CORP.



ADHESIVE BACKING:  
PRESSURE SENSITIVE FOAM 0.04 (1.0) THICK  
WITH PROTECTIVE LINER. LINER TO EXTEND  
BEYOND EDGE TO FORM RELEASE TAB.



OPEN VIEW

PANDUIT PART NO. *	DIMENSIONS			WEIGHT lbs / 100 (grams) / pcs
	"A"	"B"	"C"	
LC10-A-__	1.00 (25.4)	1.51 (38.35)	0.84 (21.34)	1.02 (463)

- NOTES:
- \* 1. SEE [www.panduit.com](http://www.panduit.com) FOR CURRENT PART NUMBER SUFFIX DESIGNATION AND FOR PACKAGE SIZE AND PART COLOR.
  - 2. PART TO BE INSTALLED ON A CLEAN, DRY, SMOOTH GREASE FREE SURFACE.
  - 3. TO APPLY PART:
    - (A) REMOVE PROTECTIVE LINER.
    - (B) PLACE PART IN DESIRED LOCATION.
    - (C) APPLY PRESSURE TO FLAT SURFACE OF PART.

NO WARRANTY, EXPRESSED OR IMPLIED, IS MADE BY PANDUIT WITH RESPECT TO ADHESIVE BOND PERFORMANCE. AMONG OTHER THINGS, THE CONDITIONS UNDER WHICH THESE MOUNTS MAY BE APPLIED AND/OR THE SURFACE TO WHICH THEY MAY BE APPLIED ARE BEYOND PANDUIT'S CONTROL.

REV	DATE	BY	CHK	APR	DESCRIPTION	ECN
1	4/24/13	BWG	KJM	RTFI	REDRAWN NEW CAD FILE CREATED. SEE ECN FOR FULL DESCRIPTION.	GB0239GQ/01

TITLE <b>LATCHING CLIP - (LC10-A-__)</b>	
CUSTOMER DRAWING	
ITEM REVISION NAME 10B015JI/00	<b>PANDUIT</b>
DATASET FILE NAME 10B015JL_DC/00 - GB0239GQ_REV01	
UNLESS OTHERWISE SPECIFIED, DIMENSIONAL TOLERANCES ARE: IN (mm)	
.x ±	.xxx ± 0.01 [ .25 ]
.xx ± 0.03 [ .8 ]	ANGLES ± 2 °
DRAWING NUMBER: GB0239GQ	
DRAWN BY JAD	DATE 7/19/00
CHK	SCALE FULL
SHT 1 OF 1	
SIZE A	

D10100DA/15