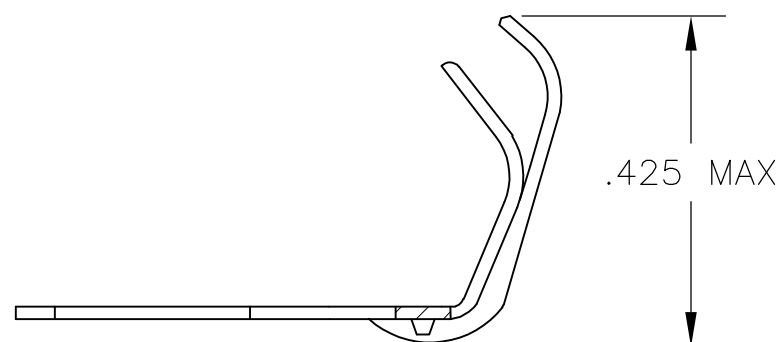
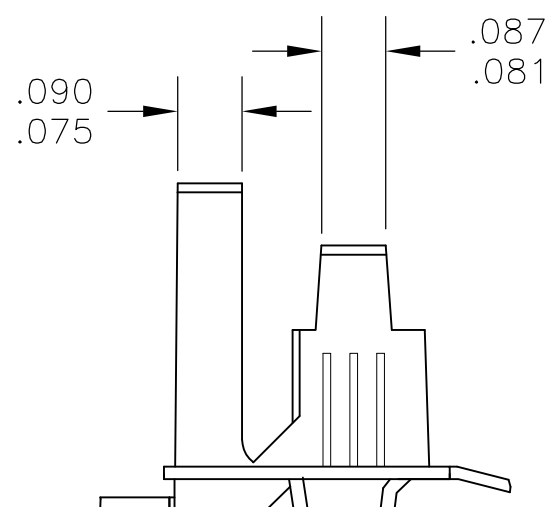
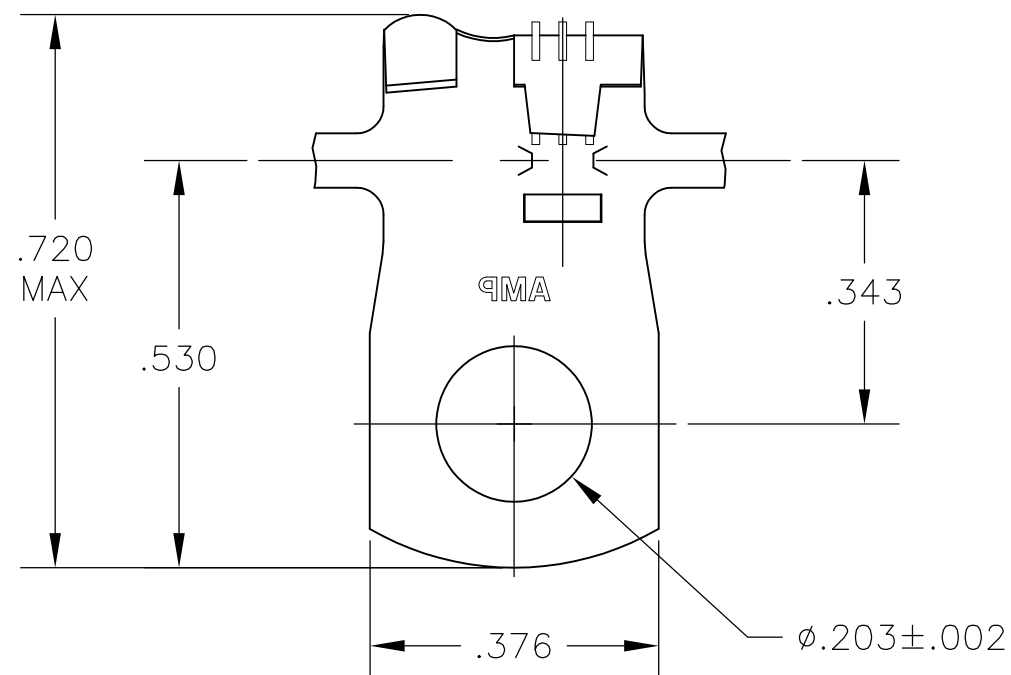


THIS DRAWING IS UNPUBLISHED. RELEASED FOR PUBLICATION

© COPYRIGHT BY TYCO ELECTRONICS CORPORATION. ALL RIGHTS RESERVED.

LOC	DIST	REVISIONS					
AF	50	P	LTR	DESCRIPTION	DATE	DWN	APVD
			B	REVISED PER ECR-10-006099	30JUN10	HMR	PD



1. CONTINUOUS STRIP ON REELS
2. WIRE SIZE IS #18-#12 AWG
3. INSULATION RANGE IS .110-.210 DIA

- △5 .000200 MIN NICKEL PLATE
- △6 PRE PRODUCTION - FASR REQUIRED
- △7 OBSOLETE PARTS: OBSOLETE CIS STREAMLINING PER D.RENAUD/D.SINISI

△7	△5	T2 CR STEEL	△6 42191-4
		TIN	42191-1
		FINISH	MATERIAL
			PART NO

THIS DRAWING IS A CONTROLLED DOCUMENT.		DWN jr_ruth 10MAR06	Tyco Electronics Corporation Harrisburg, PA 17105-3608	
DIMENSIONS: INCHES	TOLERANCES UNLESS OTHERWISE SPECIFIED:	CHK D DECKER 10MAR06	NAME	
	0 PLC ± -	APVD D DECKER 10MAR06	PRODUCT SPEC	
	1 PLC ± -		APPLICATION SPEC	
	2 PLC ± -		SIZE	CAGE CODE
	3 PLC ± .010		A3	00779
	4 PLC ± -		DRAWING NO	C-42191
	ANGLES ± 5°		RESTRICTED TO	-
MATERIAL SEE TABLE	FINISH SEE TABLE	WEIGHT -	CUSTOMER DRAWING	
			SCALE	4:1
			SHEET	1 OF 1
			REV	B