

Feed-through header - EMSTBVA 2,5/ 7-G-5,08 - 1859564

Please be informed that the data shown in this PDF Document is generated from our Online Catalog. Please find the complete data in the user's documentation. Our General Terms of Use for Downloads are valid (<http://phoenixcontact.com/download>)

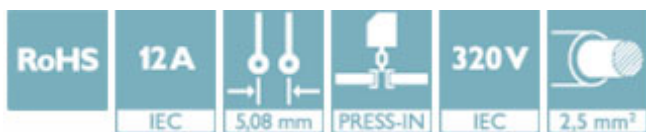
PCB headers, nominal current: 12 A, rated voltage (III/2): 320 V, number of positions: 7, pitch: 5.08 mm, color: green, contact surface: Tin, mounting: Press-in technology




The figure shows a 10-position version of the product

Why buy this product

- Processing according to EN 60352-5
- Long-term stable press-in connection ensures high holding force without thermal load
- Maximum flexibility when it comes to device design – one header for connectors with different connection technologies
- Vertical connection enables multi-row arrangement on the PCB
- Closed contour for optimum stability of the plug-in connection



Key Commercial Data

Packing unit	50 STK
GTIN	 4 017918 132989
GTIN	4017918132989

Technical data

Dimensions

Length [l]	8.6 mm
Width	37.56 mm
Pitch	5.08 mm
Dimension a	30.48 mm
Width [w]	37.56 mm
Height [h]	15.9 mm
Constructional height	12 mm
Length of the solder pin	3.9 mm
Length	8.6 mm

General

Feed-through header - EMSTBVA 2,5/ 7-G-5,08 - 1859564

Technical data

General

Range of articles	EMSTBVA 2,5/..-G
Insulating material group	IIIa
Rated surge voltage (III/3)	4 kV
Rated surge voltage (III/2)	4 kV
Rated surge voltage (II/2)	4 kV
Rated voltage (III/3)	200 V
Rated voltage (III/2)	320 V
Rated voltage (II/2)	320 V
Connection in acc. with standard	EN-VDE
Nominal current I_N	12 A
Maximum load current	12 A
Insulating material	PBT
Flammability rating according to UL 94	V0
Color	green
Number of positions	7

Standards and Regulations

Connection in acc. with standard	EN-VDE
	CUL
Flammability rating according to UL 94	V0

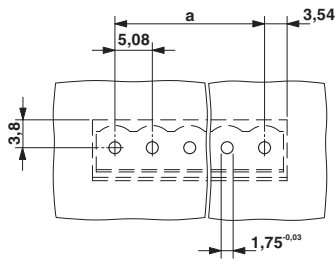
Environmental Product Compliance

China RoHS	Environmentally friendly use period: unlimited = EFUP-e
	No hazardous substances above threshold values

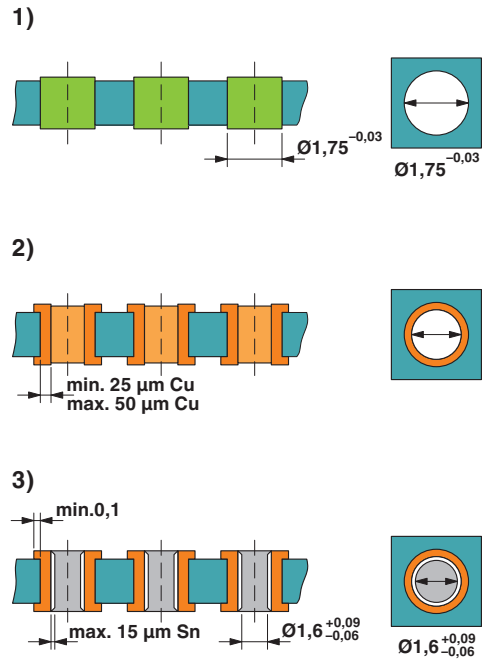
Drawings

Feed-through header - EMSTBVA 2,5/ 7-G-5,08 - 1859564

Drilling diagram

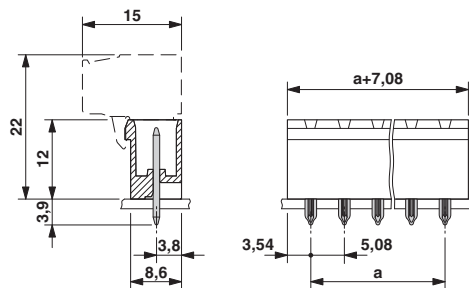


Drilling diagram



Drill hole layout in FR4 or EP-GC basic material

Dimensional drawing



Approvals

Approvals

Approvals


VDE Gutachten mit Fertigungsüberwachung / IEC CB Scheme / cULus Recognized / EAC


Ex Approvals


Approval details


Feed-through header - EMSTBVA 2,5/ 7-G-5,08 - 1859564

Approvals

VDE Gutachten mit Fertigungsüberwachung		http://www2.vde.com/de/Institut/Online-Service/VDE-gepruefteProdukte/Seiten/Online-Suche.aspx	40004701
Nominal voltage UN	250 V		
Nominal current IN	12 A		

IECEE CB Scheme		http://www.iecee.org/	DE1-58978-B1B2
Nominal voltage UN	250 V		
Nominal current IN	12 A		

cULus Recognized		http://database.ul.com/cgi-bin/XYV/template/LISEXT/1FRAME/index.htm	E60425-19931011
	D	B	
Nominal voltage UN	300 V	300 V	
Nominal current IN	10 A	12 A	

EAC		B.01742
-----	---	---------

Phoenix Contact 2018 © - all rights reserved
<http://www.phoenixcontact.com>

PHOENIX CONTACT GmbH & Co. KG
 Flachsmarktstr. 8
 32825 Blomberg
 Germany
 Tel. +49 5235 300
 Fax +49 5235 3 41200
<http://www.phoenixcontact.com>