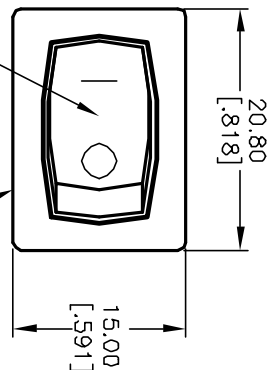
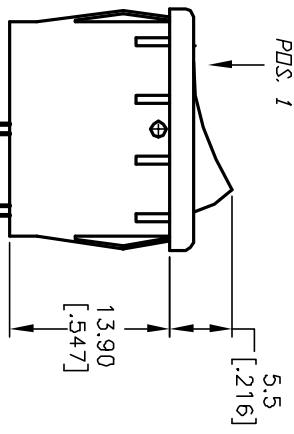


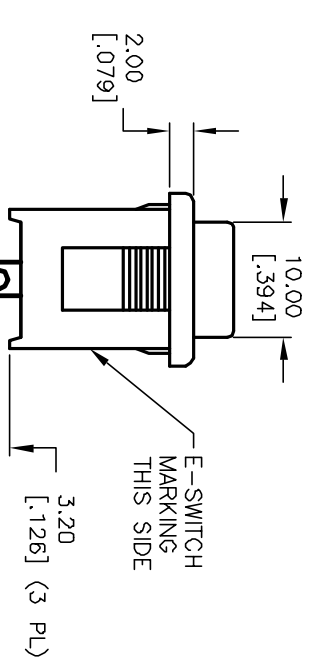
PANEL THICKNESS	X
0.75-1.25	[.030-.049] 19.2 [.756]
1.25-2.0	[.049-.079] 19.4 [.764]
2.0-3.0	[.079-.118] 19.8 [.780]



BLACK ACTUATOR
WHITE HOUSING

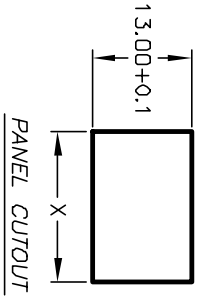


POS. 1
1
1a
0.80
[.031] TYP.
7.00
[.276] TYP.



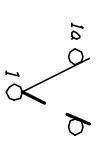
10.00
[.394]
2.00
[.079]
1.7 X 2.4 SLOT
[.067] X [.094]
3.20
[.126] (3 PL)
3.00
[.118]

E-SWITCH MARKING THIS SIDE



PANEL CUTOUT

SWITCH FUNCTION	
POS. 1	POS. 2
DN	OFF
1-1a	OPEN



CIRCUIT: SPST

NOTES:

1. ALL DIMENSIONS IN MM [INCH]
2. GENERAL TOLERANCE: X.X=±0.4
X.XX=±0.25
3. TERMINAL NUMBERS FOR REF ONLY.
4. RATING: 15A @ 125VAC OR 6A @ 250VAC
5. MECHANICAL LIFE: 15,000 cycles
6. ELECTRICAL LIFE: 10,000 cycles
7. INSULATION RESISTANCE: >1000 Mega Ω
8. CONTACT RESISTANCE: <20 Mega Ω
9. DIELECTRIC STRENGTH: >1500 V 1 minute
>3000 V between poles
- ▲ 10. DESIGNATE MAJOR FEATURE:

E-SWITCH®

R1966A WHT BLK G S

REV.	ECN No.	DESCRIPTION	DATE	CHKD
A	12010	RELEASED FOR PRODUCTION	3/22/02	CJB

TITLE	SCALE	DATE	DR	DWG	REV
R1966A WHT BLK G S	1.5:1	3/22/02	CB	M301251	A

THE INFORMATION CONTAINED IN THIS DOCUMENT IS PROPRIETARY TO E-SWITCH AND IS NOT TO BE COPIED OR TRANSFERRED