


ST-REL4-SW 24/21-21


Order No.: 2825539

The illustration shows version ST-REL 4-SG 48/21-21



<http://eshop.phoenixcontact.de/phoenix/treeViewClick.do?UID=2825539>

Relay connector, equipped with Siemens KAMMRELAIS ®, contacts (Ag): medium loads, 2 PDT, input voltage 24 V AC, with light indicator, can be plugged onto basic termination blocks

Commercial data	
GTIN (EAN)	 4 017918 077808
Note	Made-to-order
sales group	G014
Pack	10 pcs.
Customs tariff	85364190
Catalog page information	Page 85 (IF-2002)

<http://www.download.phoenixcontact.com>
Please note that the data given here has been taken from the online catalog. For comprehensive information and data, please refer to the user documentation. The General Terms and Conditions of Use apply to Internet downloads.

Technical data	
Coil side	
Nominal input voltage U_N	24 V AC
Input voltage range in reference to U_N	0.8 ... 1.1
Nominal input current at U_{IN}	55 mA
Typical response time	4 ms ... 15 ms (with AC)

Typical release time range	4 ms ... 15 ms (with AC)
Operating voltage display	Yes

Contact side

Contact type	Single contact, 2-PDT
Contact material	Silver (Ag), gold-flashed
Maximum switching voltage	250 V AC/DC
Maximum inrush current	5 A
Limiting continuous current	5 A
Interrupting rating (ohmic load) max.	120 W (at 24 V DC) 60 W (for 48 V DC) 50 W (for 60 V DC) 50 W (for 110 V DC) 70 W (for 220 V DC) 500 VA (for 250 V AC)

General data

Width	27 mm
Height	33 mm
Depth	66.5 mm
Test voltage relay winding/relay contact	1 kV AC (50 Hz, 1 min.)
Test voltage PDT/PDT	1 kV AC (50 Hz, 1 min.)
Ambient temperature (operation)	-20 °C ... 60 °C
Ambient temperature (storage/transport)	-20 °C ... 70 °C
Operating mode	100% operating factor
Mechanical service life	Approx. 10 ⁷ cycles (approx. 10 ⁶ with AC relay)
Standards/regulations	DIN VDE 0110b, Gr. C for 250 V DC DIN VDE 0160 (in relevant parts) DIN VDE 0110b, Gr. C for 250 V DC DIN VDE 0160 (in relevant parts)

Certificates / Approvals



Certification

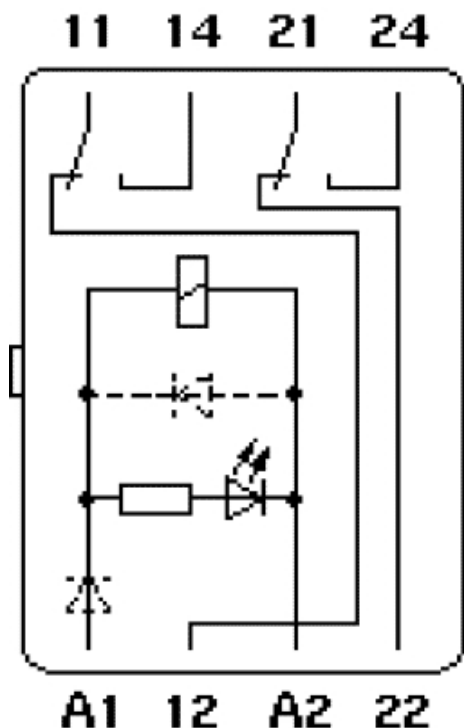
GOST

Additional products

Item	Designation	Description
General		
2777056	UDK-RELG 4	Basic termination blocks with test connection on both sides and double connections with the same potential for NS 32 and NS 35/7.5 DIN rail, with end cover, for ST-REL..., ST-OV... and ST-OE... plugs, 4-pos.
2820149	URELG 4	Basic termination blocks with screw connection for NS 32 and NS 35/7.5 DIN rail, with end cover, for ST-REL..., ST-OV... and ST-OE... plugs, 4-pos.
2820712	URELG 4-PMTK	Basic termination blocks with test connection on both sides and knife disconnection for NS 32 and NS 35/7.5 DIN rail, with end cover, for ST-REL..., ST-OV... and ST-OE... plugs, 4-pos.
2829920	ZFK-RELG 4	Basic termination blocks with spring-cage connection for NS 35/7.5 DIN rail, with end cover, for ST-REL..., ST-OV... and ST-OE... plugs, 4-pos.

Diagrams/Drawings

Circuit diagram



Address

PHOENIX CONTACT Deutschland GmbH
Flachmarktstr. 8
32825 Blomberg, Germany
Phone +49 5235 3 12000
Fax +49 5235 3 41200
<http://www.phoenixcontact.de>



© 2011 Phoenix Contact
Technical modifications reserved;