

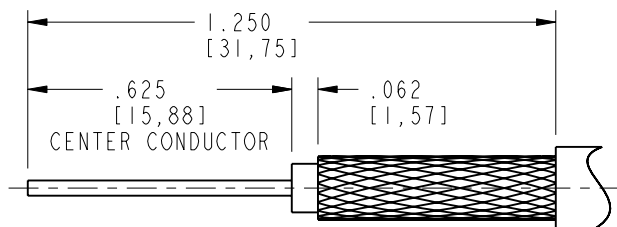
NOTES:

1. MATERIALS AND FINISHES:
 BODY, COUPLING NUT - BRASS, NICKEL PLATING
 CONTACT - BRASS, SILVER PLATING
 INSERT - PTFE, NATURAL
2. ELECTRICAL:
 A. IMPEDANCE: 50 OHM
 B. DIELECTRIC WITHSTANDING VOLTAGE: 1000 VRMS, MIN.
3. MECHANICAL:
 A. DURABILITY: 500 CYCLES MIN.
 B. TEMPERATURE RANGE: -65° C TO +165° C
4. PACKAGING:
 A. QUANTITY: SINGLE PACK
 B. MARKING: BAG TO BE MARKED
 "AMPHENOL RF, 83-822, AND DATE CODE"
5. STAMP COUPLING NUT: AMPHENOL 83-822
 74868 PL-259 49190
 NOTE: NEED A MINIMUM OF 2 SPACES BETWEEN GROUPS OF NUMBERS.
6. * SHOWS CABLE ENTRY DIMENSIONS.

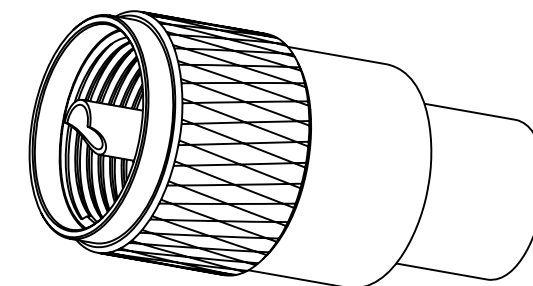
THIRD ANGLE PROJ.

REVISIONS

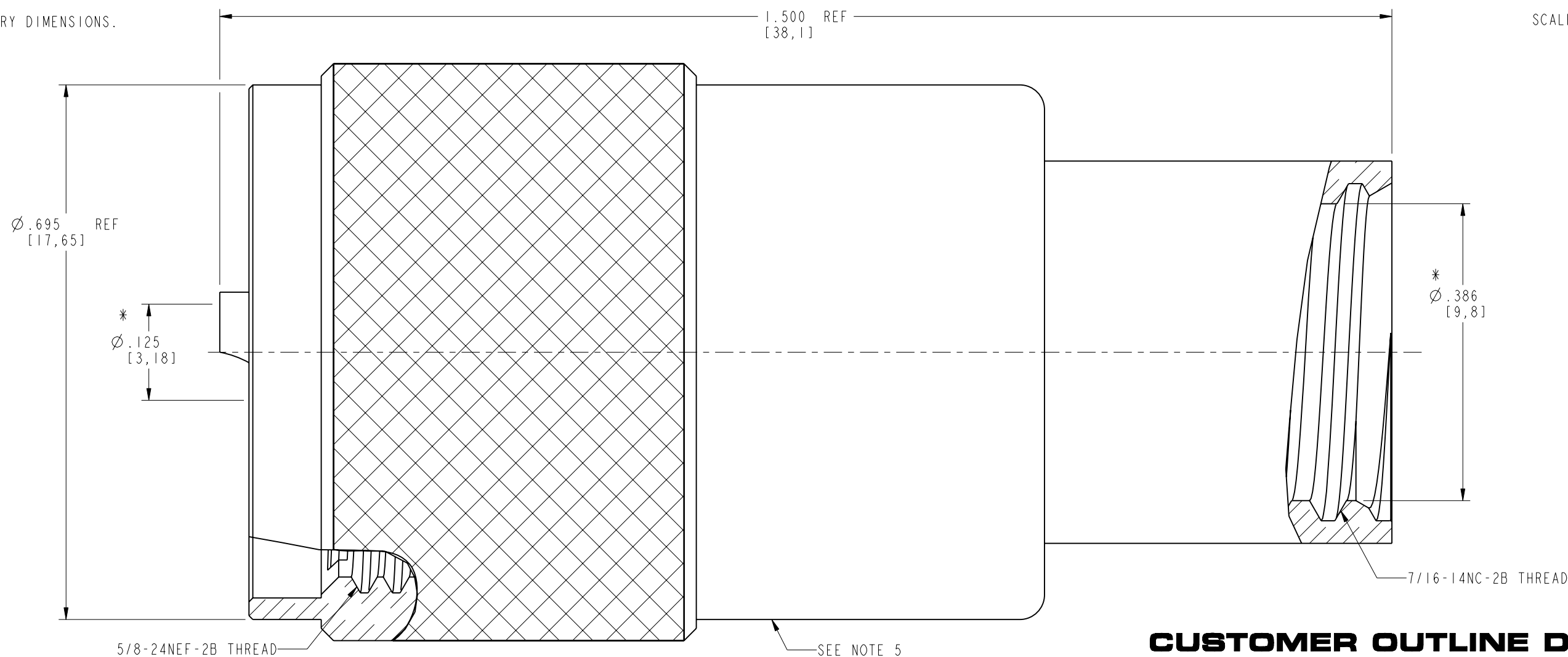
REV	DESCRIPTION	DATE	ECO	APPR
	RELEASE TO MFG.			
Y	REDRAWN IN PRO-E & COD ADDED	18-Mar-14	49831	SH



RECOMMENDED CABLE STRIPPING DIMENSIONS



SCALE 1.700



CUSTOMER OUTLINE DRAWING
 ALL OTHER SHEETS ARE FOR INTERNAL USE ONLY

UNLESS OTHERWISE SPECIFIED, DIMENSIONS ARE IN INCHES AND TOLERANCES ARE: 2 PLACE DECIMAL ±.015 (0,381 mm) 3 PLACE DECIMAL ±.005 (0,127 mm) ANGLES ± 1°	MATERIAL	DRAWN	DATE	TITLE UHF PLUG ARMY PL-259 NAVY 49190	Amphenol RF www.amphenolrf.com
	SEE NOTES	J. CHENG	03-Mar-14		
NOTICE - These drawings, specifications, or other data (1) are, and remain the property of Amphenol corp. (2) must be returned upon request; and (3) are confidential and not to be disclosed to any person other than those to whom they are given by Amphenol Corp. the furnishing of these drawings, specifications, or other data by Amphenol Corp., or to any other person to anyone for any purpose is not to be regarded by implication or otherwise in any manner licensing, granting rights to permitting such holder or any other person to manufacture, use or sell any product, process or design, patented or otherwise, that may in any way be related to or disclosed by said drawings, specifications, or other data.	REFERENCE EAR #	ENGINEER	DATE	SCALE: 6.5:1.0	SHEET 2 OF 2 DWG SIZE B REV Y
	CONFIGURATION LEVEL: <input type="checkbox"/> <input type="checkbox"/> <input type="checkbox"/> <input type="checkbox"/>	K. CAPOZZI	11/18/13	03-Mar-14	
	FINISH	APPROVED	S. HSIEH	DATE	

DRAWING NO.83-822
 ITEM NO.83-822
 PART NO.83-822