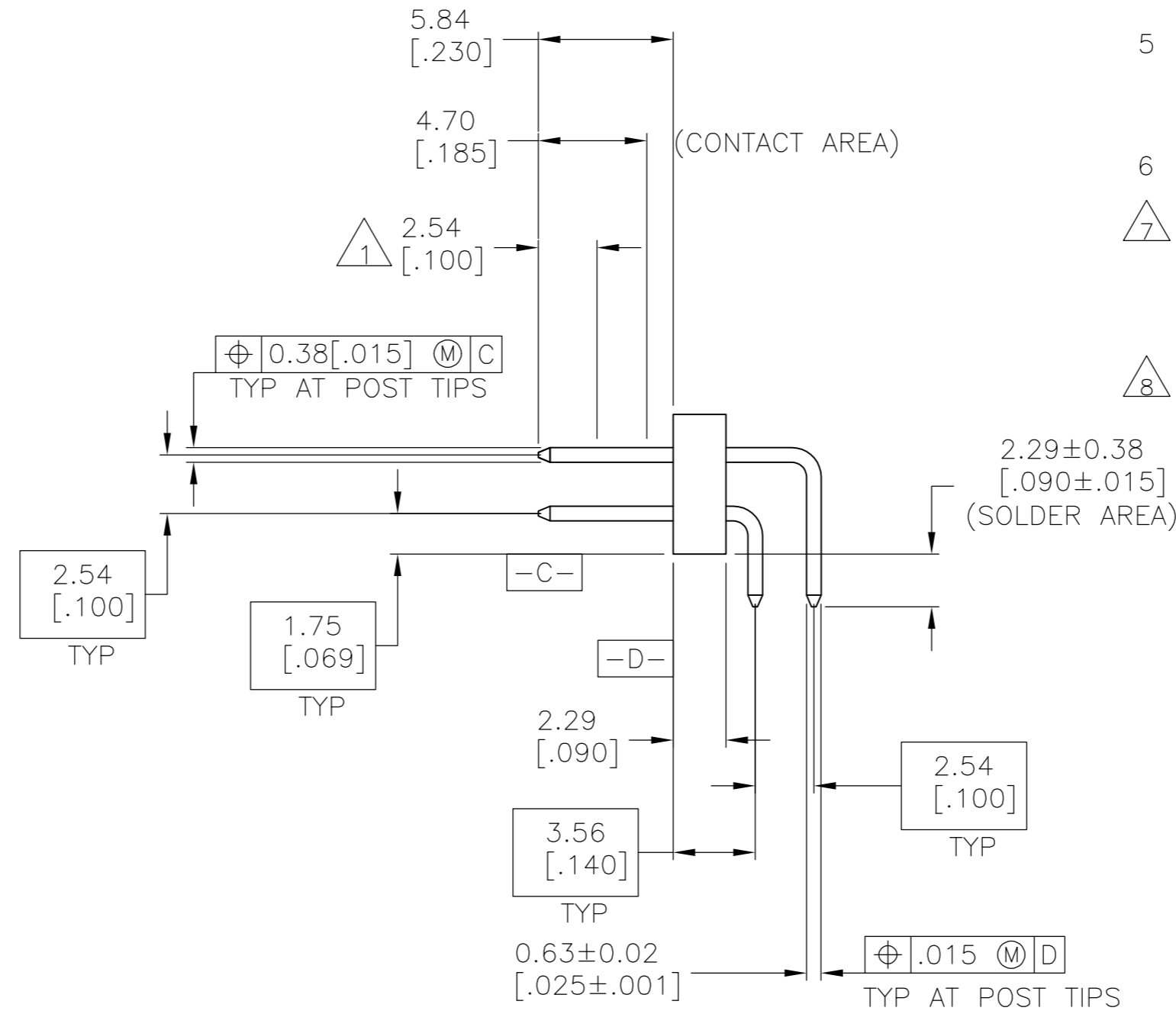
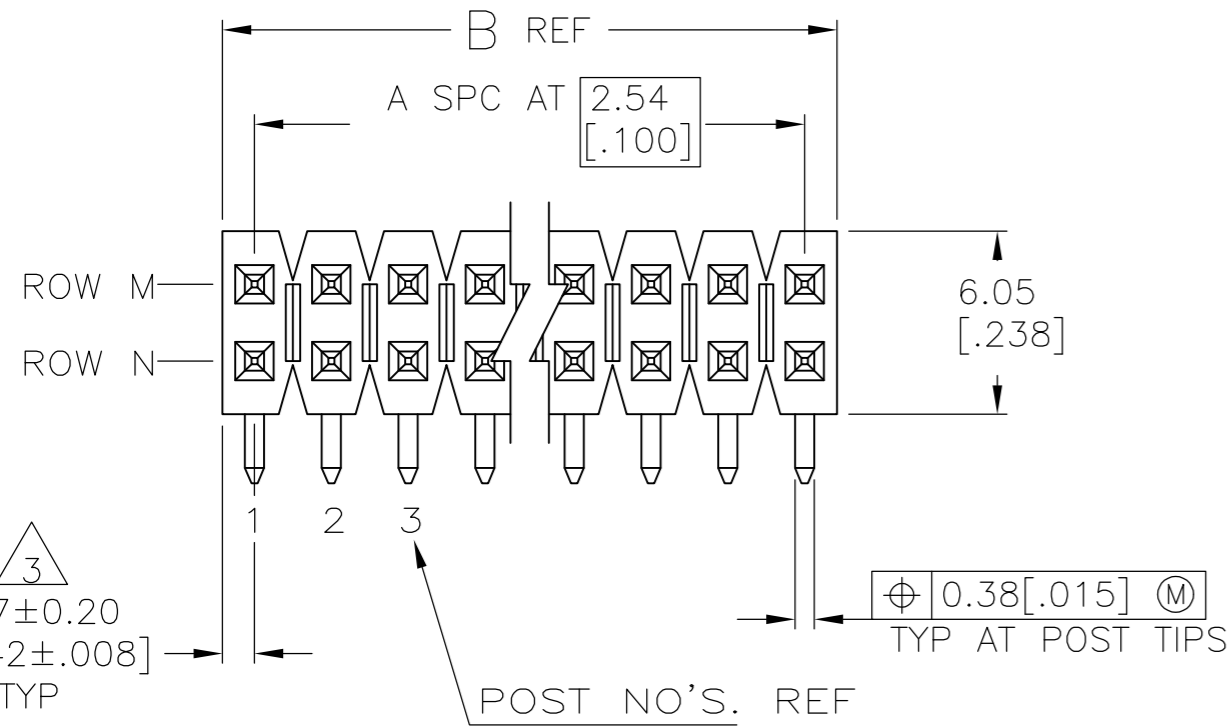
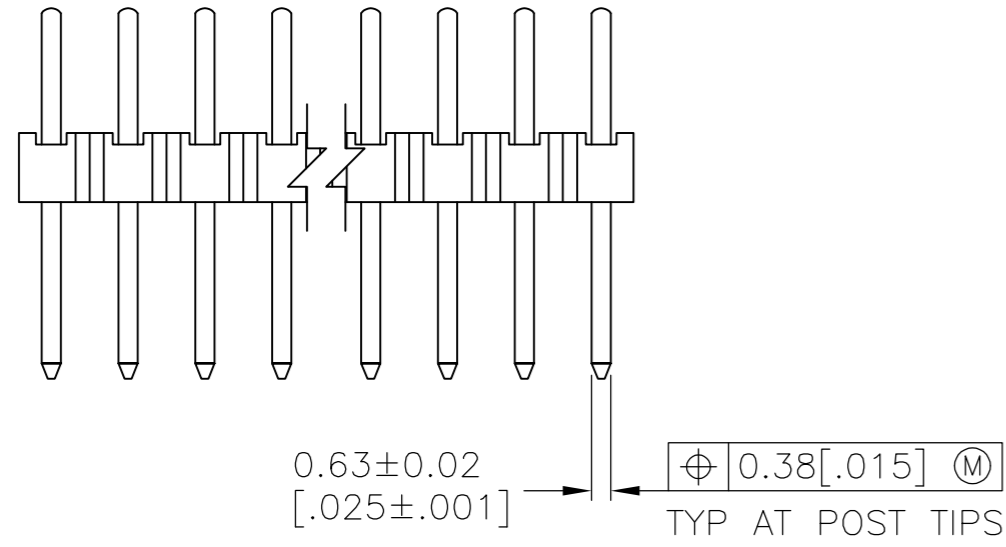
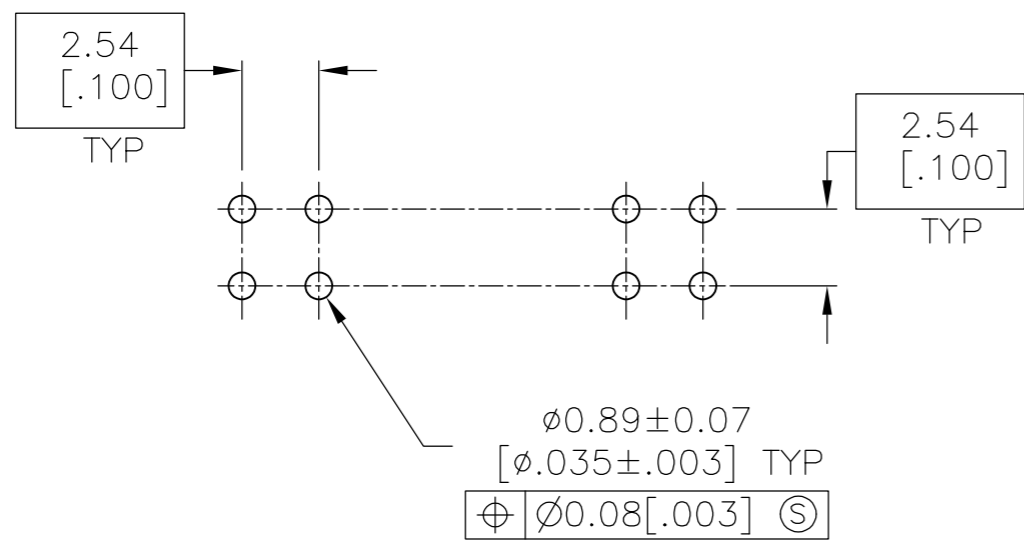


THIS DRAWING IS UNPUBLISHED. RELEASED FOR PUBLICATION  
 © COPYRIGHT - By - ALL RIGHTS RESERVED.

LOC		DIST		REVISIONS				
P	LTR	DESCRIPTION			DATE	DWN	APVD	
B		REVISED PER	ECO-14-000264	08JUL2014	NK	MM		



- 1 POINT OF MEASUREMENT FOR PLATING THICKNESS.
- 2 0.000762 [.000030] GOLD ON THE CONTACT AREA, 0.00254 [.000100]-0.00508 [.000200] MATTE TIN-LEAD ON THE SOLDER AREA, ALL OVER 0.00127 [.000050] MIN NICKEL.
- 3 THE NOTED DIM ENSION APPLIES AT THE INTERSECTION OF THE POST AND HOUSING.
- 4 HOUSING: FLAME RETARDANT THERMOPLASTIC, COLOR-BLACK. POSTS: COPPER ALLOY.
- 5 TRUE POSITION OF TOLERANCE OF THE POST TIPS APPLIES WHEN THE HEADERS ARE HELD FLAT AGAINST THE PRINTED CIRCUIT BOARD.
- 6 PARTS TO BE PACKAGED IN TUBES.
- 7 .000762 [.000030] GOLD ON THE CONTACT AREA, .00254 [.000100]-.00508 [.000200] MATTE TIN ON THE SOLDER AREA, ALL OVER .00127 [.000050] MIN NICKEL.
- 8 HIGH TEMPERATURE CONFIGURATION



RECOMMENDED HOLE PATTERN FOR MANUAL INSERTION

8	7	14	14	63.09 [2.484]	24	48	50	5-147063-1
	2	14	14	63.09 [2.484]	24	48	50	147063-1
REMARKS	PLATING	ROW N	ROW M	B	A	NO. OF ACTIVE POSN	NO. OF POSN	PART NO.
		POSTS OMITTED						

THIS DRAWING IS A CONTROLLED DOCUMENT.

DWN B. HAYMAKER 29JUN98  
 CHK J. GESFORD 29JUN98  
 APVD J. GESFORD 29JUN98

TE Connectivity

HDR ASSY, BREAKAWAY, DBL ROW, RTANG, 2.54[.100]X2.54[.100] C/L, 0.64[.025] SQ. POST, SELECT LOAD, MOD II

SIZE A2 CAGE CODE 00779 DRAWING NO. 147063 RESTRICTED TO

MATERIAL SEE TABLE FINISH WEIGHT CUSTOMER DRAWING SCALE 4:1 SHEET 1 OF 1 REV B